

2004 INDIVIDUAL HONORS

NATIONAL, CONFERENCE AND TEAM HONORS

ALL-AMERICA

First Team

J.J. Arrington, TB (Associated Press, Sports Illustrated.com,
The Sporting News, Cingular ABC Sports/FWAA, ESPN.com)
Ryan Riddle, DE (Sports Illustrated.com, *The Sporting News*)
Marvin Philip, C (Sports Illustrated.com)

Second Team

Marvin Philip, C (Associated Press)
Ryan Riddle, DE (Associated Press)

Honorable Mention

Aaron Rodgers, QB (Associated Press, Sports Illustrated.com)

FRESHMAN ALL-AMERICA

Marshawn Lynch, RB
(2nd team, Rivals.com; 3rd team, *The Sporting News*)

ALL-PACIFIC-10

Coach of the Year

Jeff Tedford

First Team

Geoff McArthur, WR
J.J. Arrington, RB
Wendell Hunter, LB
Matt Giordano, SAF
Ryan O'Callaghan, OL
Marvin Philip, C
Ryan Riddle, DE
Aaron Rodgers, QB

Second Team

Lorenzo Alexander, DT
Bryon Storer, FB

Honorable Mention

Andrew Cameron, OL
Jonathon Giesel, OL
Ryan Gutierrez, SAF
Joe Maningo, LB
Mike McGrath, DB
Brandon Mebane, DT
Aaron Merz, OL
Harrison Smith, CB

POP WARNER AWARD

J.J. Arrington, TB

2005 EAST-WEST SHRINE GAME ALL-STARS

Lorenzo Alexander, DL
J.J. Arrington, RB
Geoff McArthur, WR

PAC-10 PLAYER OF THE WEEK

J.J. Arrington Offense-UCLA, Oct. 16
J.J. Arrington Offense-Arizona State, Oct. 30
Chase Lyman Offense-Oregon State, Oct. 2
Wendell Hunter Defense-Arizona, Oct. 23
Wendell Hunter Defense-Washington, Nov. 13
Aaron Rodgers Offense-USC, Oct. 9

ESPN THE MAGAZINE/COSIDA DISTRICT VII ALL-ACADEMIC

Jonathan Giesel (1st team)
Michael McGrath (1st team)

PACIFIC-10 ALL-ACADEMIC

First Team

Ryan Foltz, SAF 3.56 (Business Administration)
Jonathan Giesel, OL 3.47 (Religious Studies/Education)
Derek Joyce, OL 3.34 (Molecular Cell Biology)
Michael McGrath, ROV 3.44 (Mechanical Engineering)
Tom Sverchek, DT 3.24 (American Studies)

Second Team

Jason Honey, DB 3.52 (Psychology)
Aaron Rodgers, QB 3.00 (American Studies)
Bryon Storer, FB 3.40 (Undeclared)
Brian Tremblay, LB 3.30 (American Studies)

Honorable Mention

J.D. Cafaro, DE; L.P. Ladouceur, LS; Tim Mixon, CB; Jonathan Murphy,
OL; Erik Robertson, OL; Scott Smith, OL; Craig Stevens, TE

2004 CAL FOOTBALL TEAM AWARDS

Bear Backer Award (Most Valuable Player) J.J. Arrington/Aaron Rodgers (offense), Ryan Riddle (defense)
Dink Artal Award (Player Best Exemplifying Cal Spirit) Burl Toler
Ken Harvey Award (Academic Commitment & Improvement) Geoff McArthur
Frank J. Schlessinger Coaches Award (Athletic, Academic, Community) Jonathan Giesel
Ken Cotton Award (Most Courageous Player) Mike McGrath
Everett Merriman Award (Community Service) Lorenzo Alexander
Stub Allison Award (Most Inspirational Player) Geoff McArthur
Joe Roth Award (Courage, Attitude and Sportsmanship) Matt Giordano
Andy Smith Award (Most Big C Playing Time) Ryan O'Callaghan
Senior Lifter of the Year Ryan Gutierrez
Freshman Lifter of the Year Will Tauffoou
Big Hit Award (Most "Big Hits" During Season) Matt Giordano
Scout Team Player of the Year Norris Malele (offense), Worrell Williams (defense), Frank Summers (special teams)
Berkeley Breakfast Club Award (Outstanding Big Game Player) Marshawn Lynch (offense), Ray Tago (defense)
Bob Tessier Award (Most Improved Lineman) Ryan O'Callaghan (offense), Tom Sverchek (defense)
Most Improved Player Sid Slater
Bob Simmons Award (Most Valuable Freshman) Marshawn Lynch
Most Valuable Back J.J. Arrington
J. Scott Duncan Award (Most Valuable Special Teams Player) Byron Storer
Cal Coaches Award Reggie Robertson
Brick Muller Award (Most Valuable Lineman) Marvin Philip (offense), Ryan Riddle (defense)
Cort Majors Award (Team Captains) Aaron Rodgers, J.J. Arrington, Lorenzo Alexander, Ryan Gutierrez

2004 PACIFIC-10 HONORS

2004 FINAL PAC-10 STANDINGS

	Conference Games					All Games					
	W	L	Pct.	Pts	Opp	W	L	Pct.	Pts	Opp	Streak
1. USC	8	0	1.000	285	117	13	0	1.000	496	169	Won 22
2. California	7	1	.875	287	103	10	2	.833	441	192	Lost 1
3. Arizona State	5	3	.625	216	234	9	3	.750	358	294	Won 1
Oregon State	5	3	.625	210	191	7	5	.583	320	294	Won 3
5. UCLA	4	4	.500	252	227	6	6	.500	361	309	Lost 2
Oregon	4	4	.500	203	211	5	6	.455	282	282	Lost 3
7. Washington State	3	5	.375	193	262	5	6	.455	273	307	Won 1
8. Stanford	2	6	.250	147	197	4	7	.364	242	233	Lost 5
Arizona	2	6	.250	130	240	3	8	.273	164	275	Won 1
10. Washington	0	8	.000	114	255	1	10	.091	154	334	Lost 6

2004 ALL-PAC-10 TEAMS

FIRST TEAM OFFENSE

QB Aaron Rodgers, Jr., California
QB Matt Leinart, Jr., USC
RB J.J. Arrington, Sr., California
RB Reggie Bush, So., USC
WR Mike Hass, Jr., Oregon State
WR Geoff McArthur, Sr., California
TE Alex Smith, Sr., Stanford
C Marvin Philip, Jr., California
OL Calvin Armstrong, Sr., Washington State
OL Ryan O'Callaghan, Jr., California
OL Grayling Love, Jr., Arizona State
OL Doug Nienhuis, Sr., Oregon State
OL Adam Snyder, Sr., Oregon

SECOND TEAM OFFENSE

QB Andrew Walter, Grad., Arizona State
QB Derek Anderson, Sr., Oregon State
RB LenDale White, So., USC
RB Maurice Drew, So., UCLA
WR Derek Hagan, Jr., Arizona State
WR Jason Hill, So., Washington State
TE Tim Day, Jr., Oregon
TE Mercedes Lewis, Jr., UCLA
C Mike McCloskey, Jr., UCLA
OL Sam Lightbody, Sr., Washington State
OL Steven Vieira, Sr., UCLA
OL Sam Baker, Fr., USC
OL Andrew Carnahan, Sr., Arizona State

FIRST TEAM DEFENSE

DL Bill Swancutt, Sr., Oregon State
DL Mike Patterson, Sr., USC
DL Shaun Cody, Sr., USC
DL Ryan Riddle, Sr., California
LB Matt Grootegeod, Sr., USC
LB Lofa Tatupu, Jr., USC
LB Wendell Hunter, Sr., California
DB Mitch Meeuwssen, Sr., Oregon State
DB Matt Clark, Sr., UCLA
DB Matt Giordano, Sr., California
DB Riccardo Stewart, Sr., Arizona State

SECOND TEAM DEFENSE

DL Haloti Ngata, So., Oregon
DL Jimmy Verdon, Sr., Arizona State
DL Manase Hopoi, Sr., Washington
DL Lorenzo Alexander, Sr., California
LB Will Derting, Jr., Washington State
LB Spencer Havner, Jr., UCLA
LB Jon Alston, Jr., Stanford
LB Trent Bray, Jr., Oregon State
DB Darrell Brooks, Jr., Arizona
DB Aric Williams, Sr., Oregon State
DB Darnell Bing, So., USC
DB Brandon Browner, So., Oregon State

FIRST TEAM SPECIALISTS

PK Justin Medlock, So., UCLA
P Tom Malone, Jr., USC
KOR T.J. Rushing, Jr., Stanford
PR Reggie Bush, So., USC
ST Michael Okwo, So., Stanford

SECOND TEAM SPECIALISTS

PK Alexis Serna, Fr., Oregon State
P Chris Kluwe, Sr., UCLA
KOR Reggie Bush, So., USC
PR Maurice Drew, So., UCLA
PR Michael Bumpus, Fr., Washington State
ST Desmond Reed, Fr., USC
ST Byron Storer, So., California

CAL HONORABLE MENTION

OT Andrew Cameron, So.; **OG** Jonathan Giesel, Sr.; **FS** Ryan Gutierrez, Sr.; **MLB** Joe Maningo, Sr.; **ST** Mike McGrath, Sr.; **NT** Brandon Mebane, So.; **OG** Aaron Merz, Jr.; **CB** Harrison Smith, Jr.

Matt Giordano

CO-OFFENSIVE PLAYERS OF THE YEAR

Matt Lienart, QB, Jr., USC & Reggie Bush, TB, So., USC

PAT TILLMAN CO-DEFENSIVE PLAYERS OF THE YEAR


Bill Swancutt, DE, Sr., Oregon State & Shaun Cody, DT, Sr., USC

FRESHMAN OF THE YEAR

Zach Miller, TE, Arizona State

COACH OF THE YEAR

Jeff Tedford, California



PACIFIC-10 TEAM STATISTICS

SCORING OFFENSE

	G	TD	XP	2XP	DXP	FG	Saf	Pts	Avg
1. USC	13	64	64	0	0	16	0	496	38.2
2. California	12	59	56	1	1	9	0	441	36.8
3. UCLA	12	45	42	1	0	15	1	361	30.1
4. Arizona State	12	43	40	2	0	18	1	358	29.8
5. Oregon State	12	39	35	0	0	17	0	320	26.7
6. Oregon	11	37	33	0	0	9	0	282	25.6
7. Washington St.	11	37	31	1	0	6	1	275	25.0
8. Stanford	11	28	22	2	0	16	0	242	22.0
9. Arizona	11	20	18	0	0	8	1	164	14.9
10. Washington	11	18	14	1	0	10	0	154	14.0

TOTAL OFFENSE

	G	Rush	Pass	Plays	Yards	Avg	TD	Yds/G
1. California	12	3081	2828	840	5909	7.0	57	492.4
2. USC	13	2306	3532	923	5838	6.3	61	449.1
3. Arizona State	12	1417	3808	937	5225	5.6	41	435.4
4. UCLA	12	2219	2701	824	4920	6.0	40	410.0
5. Oregon	11	1746	2621	817	4367	5.3	34	397.0
6. Oregon State	12	848	3706	910	4554	5.0	39	379.5
7. Washington St.	11	1408	2647	799	4055	5.1	33	368.6
8. Stanford	11	893	2720	762	3613	4.7	26	328.5
9. Washington	11	1322	2099	815	3421	4.2	18	311.0
10. Arizona	11	1302	1876	698	3178	4.6	19	288.9

RUSHING OFFENSE

	G	Att	Yds	Avg	TD	Yds/G
1. California	12	509	3081	6.1	30	256.8
2. UCLA	12	466	2219	4.8	18	184.9
3. USC	13	493	2306	4.7	27	177.4
4. Oregon	11	429	1746	4.1	12	158.7
5. Washington St.	11	410	1408	3.4	13	128.0
6. Washington	11	414	1322	3.2	10	120.2
7. Arizona	11	386	1302	3.4	9	118.4
8. Arizona State	12	435	1417	3.3	6	118.1
9. Stanford	11	353	893	2.5	13	81.2
10. Oregon State	12	378	848	2.2	10	70.7

PASSING OFFENSE

	G	Att	Cmp	Int	Pct	Yds	Avg	TD	Yds/G
1. Arizona State	12	502	289	10	57.6	3808	7.6	35	317.3
2. Oregon State	12	532	287	17	53.9	3706	7.0	29	308.8
3. USC	13	430	282	7	65.6	3532	8.2	34	271.7
4. Stanford	11	409	208	14	50.9	2720	6.7	13	247.3
5. Washington St.	11	389	189	12	48.6	2647	6.8	20	240.6
6. Oregon	11	388	229	10	59.0	2621	6.8	22	238.3
7. California	12	331	219	8	66.2	2828	8.5	27	235.7
8. UCLA	12	358	204	13	57.0	2701	7.5	22	225.1
9. Washington	11	401	161	24	40.1	2099	5.2	8	190.8
10. Arizona	11	312	164	11	52.6	1876	6.0	10	170.5

PASS EFFICIENCY

	G	Att	Cmp	Pct	Int	Yds	TD	Effc
1. California	12	331	219	.662	8	2828	27	160.0
2. USC	13	430	282	.656	7	3532	34	157.4
3. Arizona State	12	502	289	.576	10	3808	35	140.3
4. UCLA	12	358	204	.570	13	2701	22	133.4
5. Oregon	11	388	229	.590	10	2621	22	129.3
6. Oregon State	12	532	287	.539	17	3706	29	124.1
7. Washington St.	11	389	189	.486	12	2647	20	116.5
8. Stanford	11	409	208	.509	14	2720	13	110.4
9. Arizona	11	312	164	.526	11	1876	10	106.6
10. Washington	11	401	161	.401	24	2099	8	78.7

Note: Bowl statistics are included in Pacific-10 statistics.

SCORING DEFENSE

	G	TD	XP	2XP	DXP	FG	Saf	Pts	Avg
1. USC	13	20	17	0	0	10	1	169	13.0
2. California	12	24	21	0	0	9	0	192	16.0
3. Stanford	11	28	25	1	0	12	1	233	21.2
4. Arizona State	12	37	33	2	0	11	1	294	24.5
Oregon State	12	38	35	1	0	9	1	294	24.5
6. Arizona	11	36	33	0	0	8	1	275	25.0
7. Oregon	11	33	31	1	0	17	0	282	25.6
8. UCLA	12	37	34	1	0	17	0	309	25.8
9. Washington St.	11	38	33	2	0	14	0	307	27.9
10. Washington	11	43	41	0	0	11	1	334	30.4

TOTAL DEFENSE

	G	Rush	Pass	Plays	Yards	Avg	TD	Yds/G
1. USC	13	1032	2599	851	3631	4.3	18	279.3
2. Oregon State	12	1408	2352	845	3760	4.4	35	313.3
3. California	12	990	2861	794	3851	4.9	24	320.9
4. Oregon	11	1343	2385	750	3728	5.0	30	338.9
5. Arizona State	12	1475	2832	855	4307	5.0	34	358.9
6. Washington St.	11	1468	2565	843	4033	4.8	34	366.6
7. Washington	11	2020	2044	766	4064	5.3	35	369.5
8. Arizona	11	1363	2810	788	4173	5.3	35	379.4
9. Stanford	11	1577	2738	807	4315	5.3	27	392.3
10. UCLA	12	2521	2674	898	5195	5.8	36	432.9

PASSING DEFENSE

	G	Att	Cmp	Int	Pct	Yds	Avg	TD	Yds/G
1. Washington	11	310	186	10	60.0	2044	6.6	14	185.8
2. Oregon State	12	424	186	19	43.9	2352	5.5	25	196.0
3. USC	13	457	246	22	53.8	2599	5.7	13	199.9
4. Oregon	11	344	182	13	52.9	2385	6.9	19	216.8
5. UCLA	12	408	227	14	55.6	2674	6.6	18	222.8
6. Washington St.	11	385	215	12	55.8	2565	6.7	21	233.2
7. Arizona State	12	438	235	17	53.7	2832	6.5	19	236.0
8. California	12	426	221	10	51.9	2861	6.7	17	238.4
9. Stanford	11	372	222	16	59.7	2738	7.4	13	248.9
10. Arizona	11	374	217	8	58.0	2810	7.5	18	255.5

RUSHING DEFENSE

	G	Att	Yds	Avg	TD	Yds/G
1. USC	13	394	1032	2.6	5	79.4
2. California	12	368	990	2.7	7	82.5
3. Oregon State	12	421	1408	3.3	10	117.3
4. Oregon	11	406	1343	3.3	11	122.1
5. Arizona State	12	417	1475	3.5	15	122.9
6. Arizona	11	414	1363	3.3	17	123.9
7. Washington St.	11	458	1468	3.2	13	133.5
8. Stanford	11	435	1577	3.6	14	143.4
9. Washington	11	456	2020	4.4	21	183.6
10. UCLA	12	490	2521	5.1	18	210.1

RED ZONE OFFENSE

	G	RedZone	Pct	TDs	FGs
1. Oregon State	12	42-49	85.7	28	14-16
2. California	12	39-46	84.8	34	5-10
3. Arizona State	12	42-53	79.2	27	15-17
4. UCLA	12	29-37	78.4	23	6-8
5. Stanford	11	29-38	76.3	18	11-13
6. USC	13	51-67	76.1	40	11-16
7. Washington St.	11	25-33	75.8	20	5-9
8. Oregon	11	34-46	73.9	28	6-9
9. Arizona	11	18-25	72.0	12	6-9
10. Washington	11	21-34	61.8	12	9-12

PACIFIC-10 INDIVIDUAL STATS

RUSHING

	G	Att	Yds	Avg	TD	Yds/G	Long
1. Arrington, J.J., CAL	12	289	2018	7.0	15	168.2	89
2. Whitehead, T., ORE	11	200	1144	5.7	6	104.0	53
3. Drew, Maurice, UCLA	11	160	1007	6.3	8	91.5	62
4. Bell, Mike, ARIZ	11	205	941	4.6	5	85.5	57
5. White, LenDale., USC	13	203	1103	5.4	15	84.8	54
6. Harrison, Jerome, WSU	11	174	900	5.2	9	81.8	56
7. Bush, Reggie, USC	13	143	908	6.3	6	69.8	81
8. Wright, Dwight., OSU	12	209	784	3.8	6	65.3	55
9. James, Kenny, WASH	11	172	702	4.1	5	63.8	52
10. White, Manuel, UCLA	12	164	764	4.7	8	63.7	60

RECEIVING

	G	Rec	Yds	TD	Avg/C	Rec/G	Long
1. Hass, Mike, OSU	12	86	1379	7	16.0	7.17	49
2. Hagan, Derek, ASU	12	83	1248	10	15.0	6.92	79
3. McArthur, Geoff, CAL	11	57	862	7	15.1	5.18	80
4. Newton, Joe, OSU	11	56	687	7	12.3	5.09	37
5. Smith, Alex, STAN	11	52	706	3	13.6	4.73	71
6. Williams, D., ORE	10	47	593	2	12.6	4.70	59
7. Miller, Zach, ASU	12	56	552	6	9.9	4.67	44
8. Jarrett, Dwayne, USC	13	55	849	13	15.4	4.23	57
9. Hill, Jason, WSU	11	45	1007	12	22.4	4.09	76
10. Bragg, Craig, UCLA	9	36	483	4	13.4	4.00	41

PASSING

	G	Att	Cmp	Int	Pct	Yds	TD	Avg/G
1. Anderson, Derek, OSU	12	515	279	17	54.2	3615	29	301.2
2. Walter, Andrew., ASU	11	426	244	9	57.3	3150	30	286.4
3. Leinart, Matt, USC	13	412	269	6	65.3	3322	33	255.5
4. Clemens, Kellen., ORE	11	372	223	10	59.9	2548	22	231.6
5. Rodgers, Aaron, CAL	12	316	209	8	66.1	2566	24	213.8
6. Olson, Drew, UCLA	12	341	196	13	57.5	2565	20	213.8
7. Edwards, Trent, STAN	9	274	149	11	54.4	1732	9	192.4
8. Paus, Casey, WASH	11	274	116	17	42.3	1476	5	134.2
9. Brink, Alex, WSU	10	194	97	5	50.0	1305	7	130.5

TOTAL OFFENSE

	G	Rush	Pass	Plays	Total	Yds/G
1. Anderson, Derek, OSU	12	-152	3615	590	3463	288.6
2. Walter, Andrew., ASU	11	-112	3150	484	3038	276.2
3. Leinart, Matt, USC	13	-44	3322	461	3278	252.2
4. Clemens, Kellen., ORE	11	190	2548	490	2738	248.9
5. Rodgers, Aaron, CAL	12	126	2566	390	2692	224.3
6. Olson, Drew, UCLA	12	106	2565	394	2671	222.6
7. Edwards, Trent., STAN	9	32	1732	332	1764	196.0
8. Arrington, J.J., CAL	12	2018	0	289	2018	168.2
9. Paus, Casey, WASH	11	-63	1476	312	1413	128.5
10. Brink, Alex, WSU	10	-50	1305	243	1255	125.5

ALL PURPOSE YARDS

	G	Rush	Rcv	PR	KR	Yds	Avg/G
1. Bush, Reggie, USC	13	908	509	376	537	2330	179.2
2. Arrington, J.J., CAL	12	2018	121	0	0	2139	178.2
3. Drew, Maurice, UCLA	11	1007	262	152	185	1606	146.0
4. Whitehead, T., ORE	11	1144	405	53	0	1602	145.6
5. Hass, Mike, OSU	12	0	1379	0	0	1379	114.9
6. Harrison, Jerome, WSU	11	900	69	13	172	1154	104.9
7. Hagan, Derek, ASU	12	0	1248	0	0	1248	104.0
8. Burgess, Rudy, ASU	12	404	248	233	337	1222	101.8
9. Lynch, Marshawn, CAL	12	628	147	0	372	1147	95.6
10. Bell, Mike, ARIZ	11	941	79	0	0	1020	92.7

SCORING

	G	TD	XPT	FG	2XP	Pts	Pts/G
1. Killeen, Ryan, USC	13	0	64	16	0	112	8.6
2. White, LenDale, USC	13	17	0	0	0	102	7.8
3. Ainsworth, J., ASU	12	0	40	18	0	94	7.8
4. Arrington, J.J., CAL	12	15	0	0	0	90	7.5
5. Serna, Alexis, OSU	11	0	29	17	0	80	7.3
6. Medlock, Justin, UCLA	12	0	42	15	0	87	7.2
7. Bush, Reggie, USC	13	15	0	0	0	90	6.9
8. Schneider, Tom, CAL	12	0	56	9	0	83	6.9
9. Drew, Maurice, UCLA	11	12	0	0	0	72	6.5
Hill, Jason, WSU	11	12	0	0	0	72	6.5

PASS EFFICIENCY

	G	Att	Cmp	Int	Pct	Yds	TD	Eff.
1. Leinart, Matt, USC	13	412	269	6	65.3	3322	33	156.5
2. Rodgers, Aaron, CAL	12	316	209	8	66.1	2566	24	154.3
3. Walter, Andrew, ASU	11	426	244	9	57.3	3150	30	138.4
4. Olson, Drew, UCLA	12	341	196	13	57.5	2565	20	132.4
5. Clemens, Kellen, ORE	11	372	223	10	59.9	2548	22	131.6
6. Anderson, Derek, OSU	12	515	279	17	54.2	3615	29	125.1
7. Brink, Alex, WSU	10	194	97	5	50.0	1305	7	113.3
8. Edwards, Trent, STAN	9	274	149	11	54.4	1732	9	110.3
9. Paus, Casey, WASH	11	274	116	17	42.3	1476	5	81.2

KICKOFF RETURNS

	G	Ret	Yds	TD	Avg	Long
1. Rushing, T.J., STAN	11	23	653	1	28.4	99
2. Bush, Reggie, USC	13	21	537	0	25.6	84
3. Lynch, Marshawn, CAL	12	15	372	0	24.8	69
4. Steptoe, S., ARIZ	10	17	384	0	22.6	44
5. Burgess, Rudy, ASU	12	15	337	0	22.5	42
6. Brackenridge, T., WSU	9	14	311	0	22.2	38
7. Markey, Chris, UCLA	11	18	399	0	22.2	50
8. Washington, Ken, ORE	11	28	561	0	20.0	41
9. Russo, Anthony, WASH	10	15	264	0	17.6	34

PUNTING

	G	Punts	Yds	Avg	Long
1. Malone, Tom, USC	13	49	2144	43.8	62
2. Kluwe, Chris, UCLA	12	61	2647	43.4	68
3. MacDonald, C., ASU	12	64	2758	43.1	72
4. Basler, Kyle, WSU	11	78	3361	43.1	87
5. Douglas, Sean, WASH	11	63	2682	42.6	78
6. Paulescu, Sam, OSU	12	72	3058	42.5	69
7. Ottovogio, Jay, STAN	11	66	2728	41.3	59
8. Baugher, Danny, ARIZ	11	74	3046	41.2	60
9. Lonie, David, CAL	12	47	1879	40.0	61
10. Dittman, David, ORE	11	59	2266	38.4	57

SACKS

	G	Solo	Ast	Yds	Total	Avg/G
1. Riddle, Ryan, CAL	12	13	3	122	14.5	1.21
2. Swancutt, Bill, OSU	12	11	1	83	11.5	0.96
3. Cody, Shaun, USC	13	10	0	88	10.0	0.77
4. Alston, Jon, STAN	11	9	1	98	9.5	0.86
5. Hopoi, Manas, WASH	11	9	0	56	9.0	0.82
6. Long, Devan, ORE	11	7	1	56	7.5	0.68
Hill, Jordan, ASU	12	7	1	56	7.5	0.62
8. Caldwell, Kyle, ASU	12	6	2	49	7.0	0.58
9. Trucks, Anthony, ORE	11	6	1	47	6.5	0.59
Bruce, Mkristo., WSU	11	5	3	30	6.5	0.59

2004 GAME SUMMARIES

GAME 1

California 56, Air Force 14

Sept. 4 - Falcon Stadium - Colorado Springs, Colo.



J.J. Arrington ran for 181 yards and three touchdowns, enabling the Bears (#13 AP/#14 ESPN/USA Today) to pull away for a 56-14 victory.

Unable to solve Air Force's unbalanced offensive line - three linemen on one side of the ball, one on the other - the Bears spent much of the first half trying to decipher where to line up. After an adjustment at halftime, Cal dominated the second half.

Air Force rolled up 214 yards on its first three drives, scoring two touchdowns. But the Falcons managed just 57 yards the rest of the game.

Cal's offense got off to a quick start and never really slowed. The Bears had touchdowns on their first three possessions and salted the game away with five more TDs in the second half. Cal finished with 573 yards, including 342 on the ground.

Arrington scored on runs of 11, 4 and 1 yards, the last touchdown coming on Cal's opening drive of the third quarter. Chase Lyman followed with a 78-yard TD catch from Aaron Rodgers, and tailbacks Terrell Williams, Marshawn Lynch and Justin Forsett capped the second-half outburst with touchdown runs in the fourth quarter.

Score by Quarters	1	2	3	4	Score	
California	14	7	14	21	- 56	Rec: (1-0, 0-0)
Air Force	7	7	0	0	- 14	Rec: (0-1, 0-0)



Defensive tackle Lorenzo Alexander totaled four tackles at Air Force.

SCORING SUMMARY

1st Quarter

11:41 CAL - Arrington, J.J. 11 yd run (Schneider, Tom kick), 12-80 3:19, CAL 7 - AF 0

05:17 AF - McMenomy, R 10 yd pass from Carney, Shaun (Greenaway, M kick), 17-77 6:19, CAL 7 - AF 7

01:31 CAL - Arrington, J.J. 4 yd run (Schneider, Tom kick), 8-80 3:46, CAL 14 - AF 7

2nd Quarter

10:06 CAL - Rodgers, Aaron 1 yd run (Schneider, Tom kick), 3-91 1:14, CAL 21 - AF 7

06:56 AF - Shaffer, Dan 2 yd run (Greenaway, M kick), 8-80 3:10, CAL 21 - AF 14

3rd Quarter

10:19 CAL - Arrington, J.J. 1 yd run (Schneider, Tom kick), 6-54 2:47, CAL 28 - AF 14

01:17 CAL - Lyman, Chase 78 yd pass from Rodgers, Aaron (Schneider, Tom kick), 3-80 1:33, CAL 35 - AF 14

4th Quarter

12:43 CAL - Williams, T. 11 yd run (Schneider, Tom kick), 4-52 1:46, CAL 42 - AF 14

09:03 CAL - Lynch, Marshawn 43 yd run (Schneider, Tom kick), 4-75 1:51, CAL 49 - AF 14

04:31 CAL - Forsett, Justin 13 yd run (Schneider, Tom kick), 6-25 2:37, CAL 56 - AF 14

	CAL	AF
FIRST DOWNS	23	18
RUSHES-YARDS (NET)	44-342	53-182
PASSING YDS (NET)	231	89
Passes Att-Comp-Int	18-12-0	18-9-1
TOTAL OFFENSE PLAYS-YARDS	62-573	71-271
Fumble Returns-Yards	0-0	0-0
Punt Returns-Yards	4-72	1-16
Kickoff Returns-Yards	0-0	3-63
Interception Returns-Yards	1-0	0-0
Punts Number-Average	3-45.0	7-47.0
Fumbles-Lost	0-0	2-1
Penalties-Yards	4-29	6-55
Possession Time	26:50	33:10
Third-Down Conversions	6 of 10	10 of 18
Fourth-Down Conversions	1 of 1	0 of 0
Red-Zone Scores-Chances	6-6	2-2
Sacks By: Number-Yards	1-8	3-13

RUSHING: California-Arrington, J.J. 16-181; Lynch, Marshawn 7-92; Forsett, Justin 7-34; Williams, T. 4-30; Storer, Byron 1-3; Levy, Steve 2-3; Team 1-0; Rodgers, Aaron 6-minus 1. Air Force-Carney, Shaun 18-75; Cole, Adam 7-28; Stephens, D 5-27; Butler, Anthony 4-23; Shaffer, Dan 8-21; Kendrick, J 1-5; Holstege, Kris 3-5; White, Trent 2-5; Waller, J.P. 1-2; Team 1-0; Gray, Andy 3-minus 9.

PASSING: California-Rodgers, Aaron 11-16-0-208; Robertson, R. 1-2-0-23. Air Force-Carney, Shaun 9-15-1-89; Gray, Andy 0-2-0-0; Handley, Justin 0-1-0-0.

RECEIVING: California-Lyman, Chase 3-99; Cross, Garrett 2-53; Arrington, J.J. 2-20; Storer, Byron 1-23; Stevens, Craig 1-16; Lynch, Marshawn 1-8; McArthur, Geoff 1-7; Toler, Burl 1-5. Air Force-Stephens, D 2-43; Messerall, Alec 2-9; Waller, J.P. 1-20; McMenomy, R 1-10; Kirkwood, Greg 1-6; Handley, Justin 1-3; Holstege, Kris 1-minus 2.

SACKS (UA-A): California-McCleskey, D. 1-0. Air Force-Poland, Dennis 1-0; Carter, Ryan 1-0; Braley, Andrew 1-0.

TACKLES (UA-A): California-Slater, Sid 6-8; Gutierrez, Ryan 4-9; Giordano, Matt 4-7; Maningo, Joe 4-4; McCleskey, D. 4-2; Mebane, Brandon 3-1; Riddle, Ryan 3-1; Alexander, L. 2-2; Hughes, D. 1-3; Foltz, Ryan 0-4; Kelly, Steve 2-0; Smith, Harrison 1-1; Blay-Miezah, F. 1-1; Malele, Matt 1-1; Mbakogu, P. 1-1; Storer, Byron 0-2; Team 1-0; Merz, Aaron 1-0; McGrath, Mike 0-1.

GAME 2 **California 41, New Mexico State 14**

Sept. 11 – Memorial Stadium – Berkeley, Calif.



Before 58,949 fans – a school record for a home opener – California (#12 AP/#13 ESPN/USA Today) ran away with a 41-14 win.

For the second consecutive week, the Bears amassed more than 300 yards on the ground, this time rushing for 336 yards on 41 carries. Once again, J.J. Arrington led the assault with 177 yards on 16 rushes, including three touchdowns.

Arrington produced six rushing TDs in the first two games this season, including a 69-yard burst midway through the third quarter.

In addition, quarterback Aaron Rodgers completed 20-of-26 passes for 266 yards and two scores, leading the Bears to 35 unanswered points after they fell behind behind, 7-6.

Tight end Garrett Cross led all receivers with a career-high six catches for 65 yards, while wide receiver Chase Lyman added four grabs for 111 yards. Geoff McArthur's 15-yard reception in the second quarter moved him into second place on Cal's career list for receiving yardage.

The Bears outgained the Aggies 353-96 in the first half and didn't punt until their opening series of the second half. Cal finished with 611 yards to 212 for New Mexico State, and the Bears more than doubled the Aggies with 29 first downs.

Score by Quarters	1	2	3	4	Score	
New Mexico State	0	7	0	7	- 14	Rec: (0-2, 0-0)
California	6	21	7	7	- 41	Rec: (2-0, 0-0)



SCORING SUMMARY

1st Quarter

07:56 CAL - Arrington, J.J. 2 yd run (Schneider, Tom kick failed), 12-50
 5:39, NMSU 0 - CAL 6

2nd Quarter

10:48 NMSU - Tolbert, Tim 6 yd pass from Pierce, Buck (Guardia, Ryan kick), 6-44 2:00, NMSU 7 - CAL 6
 08:14 CAL - Cross, Garrett 27 yd pass from Rodgers, Aaron (Rodgers, Aaron pass failed), 6-80 2:34, NMSU 7 - CAL 12
 04:52 CAL - Arrington, J.J. 12 yd run (Lyman, Chase pass from Rodgers, Aaron), 6-71 2:16, NMSU 7 - CAL 20
 00:26 CAL - Lyman, Chase 25 yd pass from Rodgers, Aaron (Schneider, Tom kick), 3-63 0:25, NMSU 7 - CAL 27

3rd Quarter

07:26 CAL - Arrington, J.J. 69 yd run (Schneider, Tom kick), 4-80 2:07, NMSU 7 - CAL 34

4th Quarter

13:25 CAL - Williams, T. 22 yd run (Schneider, Tom kick), 7-97 3:03, NMSU 7 - CAL 41
 03:29 NMSU - Dombrowski, Paul 1 yd run (Guardia, Ryan kick), 9-74 4:00, NMSU 14 - CAL 41

	NMSU	CAL
FIRST DOWNS	14	29
RUSHES-YARDS (NET)	36-37	41-336
PASSING YDS (NET)	175	275
Passes Att-Comp-Int	23-14-0	28-21-0
TOTAL OFFENSE PLAYS-YARDS	59-212	69-611
Fumble Returns-Yards	0-0	0-0
Punt Returns-Yards	0-0	2-8
Kickoff Returns-Yards	4-78	2-42
Interception Returns-Yards	0-0	0-0
Punts Number-Average	9-39.6	2-42.5
Fumbles-Lost	2-0	2-2
Penalties-Yards	8-52	6-45
Possession Time	29:10	30:50
Third-Down Conversions	4 of 13	8 of 11
Fourth-Down Conversions	0 of 0	0 of 0
Red-Zone Scores-Chances	2-2	2-2
Sacks By: Number-Yards	0-0	4-17

RUSHING: New Mexico St.-Ali, Muammar 13-37; Dombrowski, Paul 5-13; Harper, Steven 1-6; Buckley 1-5; Buries, Justine 5-0; Merrill, James 1-0; TM 1-minus 2; Pierce, Buck 9-minus 22. California-Arrington, J.J. 16-177; Williams, T. 5-46; Lynch, Marshawn 5-44; O'Keith, Marcus 6-32; Rodgers, Aaron 4-15; Manderino, C. 2-12; Forsett, Justin 3-10.

PASSING: New Mexico St.-Pierce, Buck 11-18-0-89; Dombrowski, Paul 3-5-0-86. California-Rodgers, Aaron 20-26-0-266; Robertson, R. 1-2-0-9.

RECEIVING: New Mexico St.-Tolbert, Tim 3-18; Mooney, Andrew 2-44; Allen, Brandon 2-22; Ali, Muammar 2-5; Lawson, Jeremy 1-37; Buckley 1-28; Quick, Jared 1-9; Dombrowski, Paul 1-7; Romaka, David 1-5. California-Cross, Garrett 6-65; Lyman, Chase 4-111; Toler, Burl 3-37; Arrington, J.J. 3-20; McArthur, Geoff 2-31; Levy, Steve 1-9; Manderino, C. 1-3; Lynch, Marshawn 1-minus 1.


SACKS (UA-A): New Mexico St.-None. California-Sverchek, Tom 1-1; Riddle, Ryan 1-1; Kelly, Steve 1-0.

TACKLES (UA-A): New Mexico St.-Shabazz, Shukree 6-2; Cottrell, Jimmy 6-1; Griebel, Matt 5-0; Glover, Richard 4-0; Naylor, Jared 2-2; Dade, Sean 2-2; Bryd, Gill 3-0; Sober, Dustin 3-0; Brewer, Micheal 2-1; Carrie, Eric 2-1; Bernard, Alex 2-0; Spicer, Chase 2-0; Dorisme, Aubrey 2-0; Jones, Travis 1-1; Howell, John 1-1; Jacobs, Dominiqu 1-1; McManigal, Tim 0-2; Ocampo, Simon 1-0; Nuttall, Nathan 1-0; Moore, Spencer 1-0; McKinney, Brando 1-0; Scaffidi, Greg 1-0; Monono, Zach 1-0. California-Giordano, Matt 8-0; Riddle, Ryan 3-2; Briner, Andy 3-1; Slater, Sid 2-2; Mixon, Tim 3-0; McCleskey, D. 2-1; Sverchek, Tom 2-1; Maningo, Joe 2-0; Gutierrez, Ryan 2-0; Foltz, Ryan 2-0; Blay-Miezah, F. 2-0; Kelly, Steve 2-0; Smith, Harrison 2-0; Hughes, D. 2-0; Van Hoesen, G. 1-1; McGrath, Mike 1-1; DeCoud, Thomas 1-1; Malele, Matt 1-0; Levy, Steve 1-0; Alexander, L. 1-0; Tago, Ray 1-0; Tremblay, Brian 1-0.

Senior wide receiver Chase Lyman hauls in a 25-yard touchdown pass in the second quarter against New Mexico State.

GAME 3 **California 49, Oregon State 7**

Oct. 2 – Reser Stadium – Corvallis, Ore.



California (#10 AP/#10 ESPN/USA Today) showed virtually no ill effects of a three-week break since its last outing, jumping out to a 21-7 first-quarter lead and cruising to a 49-7 victory at Oregon State Oct. 2.

Wide receiver Chase Lyman caught five passes for a career-high 176 yards and tied a school record with three touchdown receptions.

The Bears, who posted their highest point total ever at OSU, received a big boost when Marshawn Lynch returned the opening kickoff 69 yards to the Beaver 24-yard-line. Four plays later, Aaron Rodgers found Lyman cutting across the end zone for the first score of the day.


After OSU's Dwight Wright burst up the middle for a 45-yard TD run, Cal responded on its next offensive play. With the ball at the Bear 21, tailback Terrell Williams took the handoff and rolled left, then lofted a pass to a wide-open Lyman, who dashed the rest of the distance for a 14-7 advantage.

Lyman picked up his third score of the first quarter on a 31-yard strike from Rodgers just before the end of the period.

Rodgers finished the day 12-of-16 for 140 yards and three TDs, including a seven-yarder to fullback Chris Manderino in the third quarter. Tailback J.J. Arrington had his third 100-yard effort of the year with 108 yards on 22 carries.

The Bears limited OSU quarterback Derek Anderson to just 14 completions in 34 attempts for 137 yards, picking him off twice. In addition, Mike Hass, who entered the game leading the Pac-10 in receptions, had only two catches for 26 yards.

Score by Quarters	1	2	3	4	Score	
California	21	7	7	14	- 49	Rec: (3-0, 1-0)
Oregon State	7	0	0	0	- 7	Rec: (1-4, 0-2)



SCORING SUMMARY

1st Quarter

13:00 CAL - Lyman, Chase 11 yd pass from Rodgers, Aaron (Schneider, Tom kick), 4-24 2:00, CAL 7 - OSU 0

11:33 OSU - Wright, Dwight 45 yd run (Serna, Alexis kick), 5-73 1:20, CAL 7 - OSU 7

11:15 CAL - Lyman, Chase 79 yd pass from Williams, T. (Schneider, Tom kick), 1-79 0:13, CAL 14 - OSU 7

00:07 CAL - Lyman, Chase 31 yd pass from Rodgers, Aaron (Schneider, Tom kick), 2-42 0:12, CAL 21 - OSU 7

2nd Quarter

12:50 CAL - Rodgers, Aaron 1 yd run (Schneider, Tom kick), 3-46 1:13, CAL 28 - OSU 7

3rd Quarter

09:46 CAL - Manderino, C. 7 yd pass from Rodgers, Aaron (Schneider, Tom kick), 1-7 0:05, CAL 35 - OSU 7

4th Quarter

09:11 CAL - Arrington, J.J. 1 yd run (Schneider, Tom kick), 6-60 3:03, CAL 42 - OSU 7

01:48 CAL - Storer, Byron 58 yd pass from Robertson, R. (Schneider, Tom kick), 3-64 1:38, CAL 49 - OSU 7

	CAL	OSU
FIRST DOWNS	21	14
RUSHES-YARDS (NET)	39-156	28-91
PASSING YDS (NET)	277	211
Passes Att-Comp-Int	18-14-2	49-21-2
TOTAL OFFENSE PLAYS-YARDS	57-433	77-302
Fumble Returns-Yards	0-0	0-0
Punt Returns-Yards	3-33	2-4
Kickoff Returns-Yards	2-90	5-113
Interception Returns-Yards	2-32	2-0
Punts Number-Average	5-43.2	10-38.6
Fumbles-Lost	1-1	1-0
Penalties-Yards	7-87	9-70
Possession Time	29:55	30:05
Third-Down Conversions	2 of 7	7 of 21
Fourth-Down Conversions	0 of 0	0 of 4
Red-Zone Scores-Chances	4-4	0-2
Sacks By: Number-Yards	3-13	3-13

RUSHING: California-Arrington, J.J. 22-108; Lynch, Marshawn 4-24; Lyman, Chase 1-13; O'Keith, Marcus 4-10; Forsett, Justin 1-5; Manderino, C. 1-4; Team 1-minus 1; Rodgers, Aaron 5-minus 7. Oregon State-Wright, Dwight 12-72; Cole, Ryan 11-23; Gunderson, Ryan 1-4; Anderson, Derek 4-minus 8.

PASSING: California-Rodgers, Aaron 12-16-2-140; Williams, T. 1-1-0-79; Robertson, R. 1-1-0-58. Oregon State-Anderson, Derek 14-34-2-137; Gunderson, Ryan 7-15-0-74.

RECEIVING: California-Lyman, Chase 5-176; McArthur, Geoff 4-46; Storer, Byron 1-58; Manderino, C. 1-7; Rust, John 1-1; Lynch, Marshawn 1-minus 5; Arrington, J.J. 1-minus 6. Oregon State-Love, Marcel 4-50; Newton, Joe 4-50; Wheat-Brown, A. 3-40; Loney, Pat 3-23; Hass, Mike 2-26; Hawkins, Josh 2-16; Cole, Ryan 2-2; Wright, Dwight 1-4.

SACKS (CA-A): California-Riddle, Ryan 2-0; Giordano, Matt 1-0. Oregon State-Smith, Alvin 1-0; Van Orsow, Jeff 1-0; Pollard, J. 1-0.


TACKLES (UA-A): California-Hunter, Wendell 8-2; Gutierrez, Ryan 2-5; Giordano, Matt 4-2; McGrath, Mike 3-2; Riddle, Ryan 4-0; Maningo, Joe 2-2; Smith, Harrison 0-3; Alexander, L. 0-3; Hughes, D. 2-0; Foltz, Ryan 2-0; Mebane, Brandon 2-0; Kelly, Steve 1-1; Slater, Sid 0-2; Blay-Miezah, F. 0-2; Storer, Byron 1-0; O'Keith, Marcus 1-0; Williams, T. 1-0; DeCoud, Thomas 1-0; Mixon, Tim 1-0; Lynch, Marshawn 1-0; Sverchek, Tom 0-1; Honey, Jason 0-1. Oregon State-Bray, Trent 7-5; Browner, B. 5-1; Meeuwssen, Mitch 4-1; Pollard, J. 4-1; Piscitelli, S. 4-0; Swancutt, Bill 3-1; Van Orsow, Jeff 1-1; Herron, Lamar 1-1; Scott, Chaz 1-1; Anderson, S. 1-1; Ellison, Keith 1-1; Davidson, Kevin 1-0; Darlin, Alan 1-0; Cole, Ryan 1-0; Marshall, K. 1-0; Siegert, Ben 1-0; Williams, Aric 1-0; Smith, Alvin 1-0; Sieverson, M. 0-1; Lemma, Joe 0-1.

Return specialist Tim Mixon returned three punts for 33 yards at Oregon State, including a 17-yard return early in the second quarter.

GAME 4

USC 23, California 17

Oct. 9 - Memorial Coliseum - Los Angeles, Calif.



Top-ranked USC seemed helpless as Aaron Rodgers picked away at its defense, hitting pass after pass.

But with California (#7 AP/#7 ESPN/USA Today) just nine yards from a potential winning score, the Trojans finally found a way to stop the Golden Bears' near-perfect quarterback.

The Trojans kept the Bears out of the end zone after a first-and-goal with less than two minutes left and held on for a 23-17 victory before

Before Cal's final four plays, Rodgers was 29-for-31 for 267 yards and a touchdown, but at that point, USC got a sack and forced three incomplete passes.

Rodgers' final throw came with pressure coming and zipped by a diving Jonathan Makonnen in the end zone.

Matt Leinart threw two touchdown passes for the Trojans, who failed to get a first down in the fourth quarter.

The teams traded touchdowns to start the third quarter with Leinart hooking up with Dwayne Jarrett on a 16-yard score and Marshawn Lynch plunging in from two yards out for Cal to make it 23-17.

Cal dominated the fourth quarter putting together two long drives. However, Tom Schneider missed a 36-yard field goal wide right with 6:53 left that would have pulled Cal within three.

Rodgers tied the NCAA record for consecutive completions in a game with 23 - his first incomplete pass didn't come until a throwaway in the fourth quarter - while he broke the national mark for a season with 26 straight, dating back to the previous contest at Oregon State.

J.J. Arrington had 112 yards on 21 carries for the Bears, who outgained the Trojans, 424-205, but have still never beaten a No. 1 team in seven tries.

Score by Quarters	1	2	3	4	Score	
California	0	10	7	0	- 17	Rec: (3-1, 1-1)
USC	10	6	7	0	- 23	Rec: (5-0, 2-0)



SCORING SUMMARY

1st Quarter

07:36 USC - White, LenDale 5 yd pass from Leinart, Matt (Killeen, Ryan kick), 9-31 4:32, CAL 0 - USC 7

00:04 USC - Killeen, Ryan 31 yd field goal, 7-50 2:28, CAL 0 - USC 10

2nd Quarter

10:16 CAL - Schneider, Tom 39 yd field goal, 12-58 4:48, CAL 3 - USC 10

06:17 USC - Killeen, Ryan 33 yd field goal, 4-1 0:53, CAL 3 - USC 13

01:37 CAL - McArthur, Geoff 20 yd pass from Rodgers, Aaron (Schneider, Tom kick), 9-80 4:40, CAL 10 - USC 13

00:03 USC - Killeen, Ryan 42 yd field goal, 9-37 1:34, CAL 10 - USC 16

3rd Quarter

12:11 USC - Jarrett, Dwayne 16 yd pass from Leinart, Matt (Killeen, Ryan kick), 7-66 2:49, CAL 10 - USC 23

05:30 CAL - Lynch, Marshawn 2 yd run (Schneider, Tom kick), 12-80 6:41, CAL 17 - USC 23

	CAL	USC
FIRST DOWNS	28	12
RUSHES-YARDS (NET)	44-157	25-41
PASSING YDS (NET)	267	164
Passes Att-Comp-Int	35-29-0	25-15-1
TOTAL OFFENSE PLAYS-YARDS	79-424	50-205
Fumble Returns-Yards	0-0	0-0
Punt Returns-Yards	2-6	0-0
Kickoff Returns-Yards	0-0	4-124
Interception Returns-Yards	1-13	0-0
Punts Number-Average	0-0.0	2-57.0
Fumbles-Lost	4-3	1-0
Penalties-Yards	6-46	5-36
Possession Time	37:11	22:49
Third-Down Conversions	6 of 12	3 of 11
Fourth-Down Conversions	0 of 3	1 of 2
Red-Zone Scores-Chances	2-4	4-5
Sacks By: Number-Yards	4-30	5-20

RUSHING: California-Arrington, J.J. 21-112; Lynch, Marshawn 8-36; Manderino, C. 3-15; Rodgers, Aaron 10-7; Team 2-minus 13. USC Trojans-White, LenDale 11-52; Bush, Reggie 8-23; Team 2-minus 4; Leinart, Matt 4-minus 30.

PASSING: California-Rodgers, Aaron 29-34-0-267; Lyman, Chase 0-1-0-0. USC Trojans-Leinart, Matt 15-25-1-164.

RECEIVING: California-McArthur, Geoff 7-101; Cross, Garrett 5-40; Arrington, J.J. 4-26; Toler, Burl 3-16; Lynch, Marshawn 3-9; Lyman, Chase 2-28; Makonnen, J. 2-22; Manderino, C. 2-21; Smith, Noah 1-4. USC Trojans-Jarrett, Dwayne 4-37; Smith, Steve 2-76; McFoy, Chris 2-20; White, LenDale 2-10; Holmes, Alex 2-8; Bush, Reggie 1-6; Mitchell, Jason 1-5; Kirtman, David 1-2.


SACKS (UA-A): California-Mebane, Brandon 1-1; Riddle, Ryan 1-1; Hunter, Wendell 1-0. USC Trojans-Jackson, L. 1-1; Wright, Manuel 1-0; Cody, Shaun 1-0; Rucker, Frostee 0-1; Patterson, Mike 1-0.

TACKLES (UA-A): California-Hunter, Wendell 8-1; Riddle, Ryan 5-1; Mixon, Tim 5-1; Gutierrez, Ryan 3-1; Blay-Miezah, F. 2-2; Smith, Harrison 1-2; Team 2-0; Foltz, Ryan 2-0; Hughes, D. 2-0; Giordano, Matt 1-1; Mebane, Brandon 1-1; McGrath, Mike 1-0; Storer, Byron 1-0; Alexander, L. 1-0; Sverchek, Tom 1-0; Slater, Sid 1-0; Maningo, Joe 0-1; McCleskey, D. 0-1. USC Trojans-Tatupu, Lofa 4-9; Ware, Scott 8-4; Patterson, Mike 7-3; Sartz, Dallas 4-6; Arbet, Kevin 4-3; Rucker, Frostee 3-3; Grootegoed, M. 3-3; Wright, Eric 3-2; Wyatt, Justin 4-0; Leach, Jason 2-2; Cody, Shaun 2-2; Team 3-0; Wright, Manuel 2-1; Jackson, L. 1-1; Reed, Desmond 1-0; Baker, Sam 1-0; Pinkard, Josh 1-0; Walker, John 0-1.

Defensive back Harrison Smith picked off a Matt Leinart pass in the end zone and returned it 13 yards to end a scoring threat.

GAME 5 **California 45, UCLA 28**

Oct. 16 – Memorial Stadium – Berkeley, Calif.



Geoff McArthur caught two of Aaron Rodgers' career-high four touchdown passes, and California (#8 AP/#9 ESPN/USA Today) racked up 550 total yards in a 45-28 victory over UCLA Oct. 16 in Berkeley.

J.J. Arrington ran for a then-career-best 205 yards and two scores for the Golden Bears, who were playing their first game in Berkeley in five weeks. The crowd of 69,898 was Cal's largest for a non-Stanford home game since 74,500 watched the Cal-Washington contest in 1991.

Rodgers was 19-of-29 for 260 yards, with nine of his completions going to Geoff McArthur, who finished with 163 yards receiving.

Drew Olson also threw four touchdown passes for UCLA, but the Bruins couldn't catch up after Cal took a 35-14 lead on McArthur's 80-yard score early in the fourth quarter.

Arrington, who had his fifth straight 100-yard game of the year, broke Chuck Muncie's school record for consecutive 100-yard efforts. Muncie had four 100-yard games in a row twice in 1975.

The Bears led 14-0 before UCLA scored two touchdowns in 56 seconds midway through the second quarter.

But Rodgers mounted an 80-yard scoring drive shortly before halftime, with Cal converting a fourth-and-6 before tight end Garrett Cross caught a 26-yard TD pass across the middle 17 seconds before the break.

Score by Quarters	1	2	3	4	Score	
UCLA	0	14	0	14	- 28	Rec: (4-2, 2-1)
California	7	14	7	17	- 45	Rec: (4-1, 2-1)



SCORING SUMMARY

1st Quarter

10:55 CAL - McArthur, Geoff 20 yd pass from Rodgers, Aaron (Schneider, Tom kick), 10-69 4:05, UCLA 0 - CAL 7

2nd Quarter

07:19 CAL - Arrington, J.J. 1 yd run (Schneider, Tom kick), 12-88 5:11, UCLA 0 - CAL 14

04:50 UCLA - Lewis, Mercedes 15 yd pass from Olson, Drew (Medlock, Justin kick), 7-83 2:36, UCLA 7 - CAL 14

03:54 UCLA - Drew, Maurice 27 yd pass from Olson, Drew (Medlock, Justin kick), 2-24 0:49, UCLA 14 - CAL 14

00:17 CAL - Cross, Garrett 26 yd pass from Rodgers, Aaron (Schneider, Tom kick), 11-80 3:37, UCLA 14 - CAL 21

3rd Quarter

09:34 CAL - Lynch, Marshawn 27 yd pass from Rodgers, Aaron (Schneider, Tom kick), 5-60 2:59, UCLA 14 - CAL 28

4th Quarter

14:07 CAL - McArthur, Geoff 80 yd pass from Rodgers, Aaron (Schneider, Tom kick), 3-85 1:02, UCLA 14 - CAL 35

06:42 UCLA - Drew, Maurice 43 yd pass from Olson, Drew (Medlock, Justin kick), 3-44 1:21, UCLA 21 - CAL 35

04:00 CAL - Schneider, Tom 28 yd field goal, 6-61 2:42, UCLA 21 - CAL 38

02:39 UCLA - Cowan, Joe 46 yd pass from Olson, Drew (Medlock, Justin kick), 8-77 1:21, UCLA 28 - CAL 38

01:29 CAL - Arrington, J.J. 9 yd run (Schneider, Tom kick), 3-44 1:10, UCLA 28 - CAL 45

	UCLA	CAL
FIRST DOWNS	19	26
RUSHES-YARDS (NET)	30-79	43-290
PASSING YDS (NET)	299	260
Passes Att-Comp-Int	36-20-0	30-19-0
TOTAL OFFENSE PLAYS-YARDS	66-378	73-550
Fumble Returns-Yards	0-0	1-14
Punt Returns-Yards	3-44	1-5
Kickoff Returns-Yards	5-98	2-26
Interception Returns-Yards	0-0	0-0
Punts Number-Average	7-39.6	5-39.0
Fumbles-Lost	1-1	1-1
Penalties-Yards	5-47	5-55
Possession Time	26:11	33:49
Third-Down Conversions	3 of 13	5 of 13
Fourth-Down Conversions	1 of 3	2 of 2
Red-Zone Scores-Chances	1-2	4-4
Sacks By: Number-Yards	1-5	2-10

RUSHING: UCLA-Drew, Maurice 14-42; White, Manuel 8-29; Markey, Chris 1-7; Breazell, Brand 1-1; Olson, Drew 6-0. California-Arrington, J.J. 29-205; Lynch, Marshawn 5-41; Williams, T. 1-25; Rodgers, Aaron 4-17; Smith, Noah 1-5; Manderino, C. 1-1; Team 2-minus 4.

PASSING: UCLA-Olson, Drew 20-36-0-299. California-Rodgers, Aaron 19-29-0-260; Team 0-1-0-0.

RECEIVING: UCLA-Cowan, Joe 5-95; Lewis, Mercedes 4-22; Drew, Maurice 3-76; Perry, Tab 3-61; Breazell, Brand 2-15; Taylor, Junior 2-15; Pitre, Michael 1-15. California-McArthur, Geoff 9-163; Cross, Garrett 4-53; Manderino, C. 2-12; Arrington, JJ 2-6; Lynch, Marshawn 1-27; Makonnen, J. 1-minus 1.


SACKS (UA-A): UCLA-Brown, Kevin 1-0. California-Riddle, Ryan 1-0; McCleskey, D. 1-0.

TACKLES (UA-A): UCLA-Clark, Matthew 8-1; Cassel, Marcus 6-1; Emanuel II, Ben 6-1; Page, Jarrad 4-2; Havner, Spencer 5-0; Harwell, Brigha 5-0; Van, Rodney 4-0; London, Justin 4-0; Brown, Kevin 2-0; Morgan, Kyle 2-0; Efseaff, Eyosep 2-0; Garcia, Robert 1-0; Norris, Michael 1-0; Williams, Derri 1-0; Vieira, Steve 1-0; Thompson, Charl 1-0; Horton, Chris 0-1. California-Hunter, Wendell 7-0; Mebane, Brandon 5-1; McCleskey, D. 4-2; Giordano, Matt 5-0; Smith, Harrison 4-0; Gutierrez, Ryan 3-1; Alexander, L. 3-1; Riddle, Ryan 3-0; Maningo, Joe 2-1; Slater, Sid 1-2; Tremblay, Brian 2-0; Forsett, Justin 2-0; Hughes, D. 1-1; Mixon, Tim 1-0; McGrath, Mike 1-0; Foltz, Ryan 1-0; Hampton, B. 1-0; Lonie, David 1-0; Blay-Miezah, F. 1-0; Sverchek, Tom 0-1.

Safety Matt Giordano racked up five tackles against UCLA.

GAME 6 **California 38, Arizona 0**

Oct. 23 - Arizona Stadium - Tucson, Ariz.



Aaron Rodgers threw three first-half touchdowns passes and J.J. Arrington topped 100 yards rushing for the sixth consecutive game to lead California (#7 AP/#8 ESPN/USA Today) to a 38-0 rout of Arizona Oct. 23 in Tucson.

Geoff McArthur also broke the Cal record for career receiving yards with his 11-yard TD catch 11 seconds before halftime. McArthur snagged six passes for 94 yards to give him 2,768 career yards, topping Bobby Shaw's mark of 2,731 set from 1994-97.

Rodgers completed 20-of-27 for 235 yards, while Arrington gained 135 yards in 24 carries, including a 1-yard touchdown run.

The Bears posted their first shutout since a 17-0 victory at UCLA on Oct. 16, 1999.


Cal scored twice in the final 1:38 of the first half to surge to a 28-0 lead. The Bears needed just 2:32 to go 82 yards in seven plays, finished off by a 21-yard pass from Rodgers to fullback Chris Manderino. Arrington carried four times for 56 yards on the drive.

Tim Mixon then made an acrobatic interception on the sidelines at the Arizona 48 with 35 seconds to play in the half. Rodgers threw 25 yards to McArthur, then Darrell Brooks was called for an illegal use of his helmet on a tackle to set up Rodgers' TD pass to McArthur that made it 28-0.

The Bears took the opening kickoff and went 80 yards in 11 plays, capped by Arrington's 1-yard run. The drive began when Rodgers threw a lateral to Terrell Williams, who passed 28 yards to tight end Garrett Cross.

Rodgers completed all five of his passes on Cal's second scoring drive, capped by a 15-yarder to Jonathan Makonnen for the touchdown to make it 14-0 with 13:54 left in the first half.

Score by Quarters	1	2	3	4	Score	
California	7	21	0	10	- 38	Rec: (5-1, 3-1)
Arizona	0	0	0	0	- 0	Rec: (1-6, 0-4)



SCORING SUMMARY

1st Quarter

09:20 CAL - Arrington, J.J. 1 yd run (Schneider, Tom kick), 11-80 5:40,
 CAL 7 - ARIZ 0

2nd Quarter

13:54 CAL - Makonnen, J. 15 yd pass from Rodgers, Aaron (Schneider, Tom kick), 10-80 4:46, CAL 14 - ARIZ 0

01:38 CAL - Manderino, C. 21 yd pass from Rodgers, Aaron (Schneider, Tom kick), 7-82 2:23, CAL 21 - ARIZ 0

00:11 CAL - McArthur, Geoff 11 yd pass from Rodgers, Aaron (Schneider, Tom kick), 3-48 0:24, CAL 28 - ARIZ 0

4th Quarter

13:28 CAL - Schneider, Tom 23 yd field goal, 8-56 2:07, CAL 31 - ARIZ 0

07:30 CAL - Lynch, Marshawn 5 yd run (Schneider, Tom kick), 2-10 0:52, CAL 38 - ARIZ 0

	CAL	ARIZ
FIRST DOWNS	27	12
RUSHES-YARDS (NET)	41-192	29-86
PASSING YDS (NET)	267	159
Passes Att-Comp-Int	30-22-2	32-13-1
TOTAL OFFENSE PLAYS-YARDS	71-459	61-245
Fumble Returns-Yards	0-0	0-0
Punt Returns-Yards	3-61	4-59
Kickoff Returns-Yards	0-0	4-68
Interception Returns-Yards	1-0	2-61
Punts Number-Average	4-48.8	9-40.3
Fumbles-Lost	0-0	2-1
Penalties-Yards	1-10	6-62
Possession Time	33:31	26:29
Third-Down Conversions	4 of 10	3 of 15
Fourth-Down Conversions	0 of 0	0 of 1
Red-Zone Scores-Chances	5-6	0-1
Sacks By: Number-Yards	2-11	1-1

RUSHING: California-Arrington, J.J. 24-135; O'Keith, Marcus 3-19; Lynch, Marshawn 4-15; Rodgers, Aaron 5-12; Manderino, C. 2-8; Storer, Byron 1-3; Team 1-0; Williams, T. 1-0. Arizona Wildcats-Bell, Mike 17-99; Henry, Chris 8-12; Steptoe, S. 1-minus 3; Patrick, D. 3-minus 22.

PASSING: California-Rodgers, Aaron 20-27-2-235; Robertson, R. 1-2-0-4; Williams, T. 1-1-0-28. Arizona Wildcats-Patrick, D. 13-32-1-159.

RECEIVING: California-McArthur, Geoff 6-94; Jordan, Robert 5-40; Cross, Garrett 3-46; Makonnen, J. 3-39; Manderino, C. 2-30; Smith, Noah 1-12; Lynch, Marshawn 1-3; DeSa, Sam 1-3. Arizona Wildcats-Fleming, Steve 3-65; Williams, Ricky 3-28; Johnson, A. 2-30; Jefferson, Mike 2-13; Steptoe, S. 1-13; Wood, Brad 1-6; Limon, Pedro 1-4.


SACKS (UA-A): California-Sverchek, Tom 1-0; Mebane, Brandon 1-0. Arizona Wildcats-Bryan, Copeland 0-1; Smith, Marcus 0-1.

TACKLES (UA-A): California-Hunter, Wendell 7-3; Gutierrez, Ryan 4-2; Giordano, Matt 3-3; Riddle, Ryan 2-2; Sverchek, Tom 3-0; Slater, Sid 1-2; Foltz, Ryan 0-3; Maningo, Joe 0-3; Mixon, Tim 2-0; Mebane, Brandon 2-0; McCleskey, D. 2-0; Alexander, L. 1-1; Hughes, D. 1-1; DeCoud, Thomas 1-1; Stevens, Craig 1-0; McCurdy, Tag 1-0; Smith, Harrison 1-0; Robertson, R. 1-0; Merz, Aaron 1-0; Lonie, David 1-0; Malele, Matt 0-1; O'Keith, Marcus 0-1; Storer, Byron 0-1. Arizona Wildcats-Johnson, K. 4-6; Means, Lamont 6-3; Brooks, Darrell 5-4; Krogstad, Dane 5-3; Fontenot, W. 3-3; Howard, Patrick 3-3; Cason, Antoine 5-0; Smith, Marcus 2-3; Bryan, Copeland 1-3; Williams, Carlos 0-4; Sims, Randy 0-4; Brittain, Brad 2-0; Torrey, Andre 2-0; Steptoe, S. 1-0; Jones, Sean 1-0; Richards, Matt 1-0; Dotson, Lionel 0-1; Sherman, Z. 0-1; Wingate, Tony 0-1; McKinney, John 0-1.

Chris Manderino heads for the end zone en route to a 21-yard TD reception in the second quarter against Arizona.

GAME 7 **California 27, Arizona State 0**

Oct. 30 – Memorial Stadium – Berkeley, Calif.



J.J. Arrington ran for 188 yards and a score, and California (#7 AP/#8 ESPN/USA Today) forced five turnovers in its second straight shutout victory, beating No. 20/21 Arizona State, 27-0, Oct. 30 in Berkeley.

Tim Mixon returned an interception 58 yards for a touchdown for the Golden Bears, whose defense held Sun Devils quarterback Andrew Walter without a TD pass while posting consecutive shutouts for the first time since 1968.

Cal blanked Arizona 38-0 the previous week before shutting down Walter and the Sun Devils' high-powered offense. ASU failed to score inside the 10 in the closing minutes, and Cal ran out the clock on the Sun Devils' first shutout loss since Sept. 30, 1995.

Freshman WR Robert Jordan caught seven passes for 116 yards and a touchdown in his second collegiate game, but Aaron Rodgers struggled to connect with his injury-plagued receiving corps. Rodgers threw a touchdown pass on the Bears' first play, but was held to 165 yards passing.


So Cal relied on Arrington, who reached 1,000 yards faster than any player in Cal history with his school-record seventh straight 100-yard game.

With veteran receivers Chase Lyman, Jonathan Makonnen and Burl Toler sidelined by injuries, the Bears relied heavily on Jordan, who expected to redshirt the season until the injuries forced his activation.

Turnovers plagued the Sun Devils from the opening kickoff when Josh Golden fumbled. Rodgers immediately found Jordan in the right corner of the end zone with a perfect scoring pass just 10 seconds in.

Cal got another break moments later when Tom Schneider's 48-yard field goal bounced off the crossbar, hit the television camera between the uprights and plopped back on the field. Officials initially ruled the kick no good, then reversed themselves after realizing what happened.

Score by Quarters	1	2	3	4	Score	
Arizona State	0	0	0	0	- 0	Rec: (6-2, 3-2)
California	10	3	7	7	- 27	Rec: (6-1, 4-1)



SCORING SUMMARY

1st Quarter

14:50 CAL - Jordan, Robert 24 yd pass from Rodgers, Aaron

(Schneider, Tom kick), 1-24 0:06, ASU 0 - CAL 7

09:00 CAL - Schneider, Tom 48 yd field goal, 9-41 4:04, ASU 0 - CAL 10

2nd Quarter

00:10 CAL - Schneider, Tom 42 yd field goal, 13-47 5:52, ASU 0 - CAL 13

3rd Quarter

11:13 CAL - Mixon, Tim 58 yd interception return (Schneider, Tom kick), , ASU 0 - CAL 20

4th Quarter

10:43 CAL - Arrington, J.J. 1 yd run (Schneider, Tom kick), 4-13 2:04, ASU 0 - CAL 27

	ASU	CAL
FIRST DOWNS	16	19
RUSHES-YARDS (NET)	25-125	43-234
PASSING YDS (NET)	238	165
Passes Att-Comp-Int	41-25-1	29-15-0
TOTAL OFFENSE PLAYS-YARDS	66-363	72-399
Fumble Returns-Yards	0-0	0-0
Punt Returns-Yards	1-1	3-14
Kickoff Returns-Yards	5-102	0-0
Interception Returns-Yards	0-0	1-58
Punts Number-Average	5-41.8	5-34.2
Fumbles-Lost	5-4	1-0
Penalties-Yards	5-36	5-45
Possession Time	25:02	34:58
Third-Down Conversions	4 of 15	9 of 19
Fourth-Down Conversions	2 of 3	0 of 0
Red-Zone Scores-Chances	0-3	1-2
Sacks By: Number-Yards	2-14	5-17

RUSHING: Arizona St.-Hakim Hill 9-104; Rudy Burgess 4-15; Preston Jones 5-9; Andrew Walter 7-minus 3. California-Arrington, J.J. 30-188; Lynch, Marshawn 3-42; Williams, T. 2-8; Rodgers, Aaron 8-minus 4.

PASSING: Arizona St.-Andrew Walter 25-41-1-238. California-Rodgers, Aaron 15-29-0-165.

RECEIVING: Arizona St.-Zach Miller 6-46; Rudy Burgess 5-45; Derek Hagan 5-40; Moey Mutz 4-55; T. Richardson 4-48; Matt Miller 1-4. California-Jordan, Robert 7-116; McArthur, Geoff 3-34; Lynch, Marshawn 2-9; Arrington, J.J. 2-0; Manderino, C. 1-6.

SACKS (UA-A): Arizona St.-I. Thrower 2-0. California-Hunter, Wendell 2-0; Maningo, Joe 2-0; Riddle, Ryan 1-0.

TACKLES (UA-A): Arizona St.-R. Stewart 10-2; Jamar Williams 8-3; I. Thrower 6-1; Josh Golden 4-1; Dale Robinson 4-0; Jordan Hill 3-1; Justin Burks 2-2; Chris McKenzie 3-0; Quency Darley 2-1; E. Franklin 2-1; Kyle Caldwell 1-2; Jimmy Verdon 2-0; Gabe Reininger 1-0; Connor Banks 1-0. California-Hunter, Wendell 6-1; Gutierrez, Ryan 6-1; Giordano, Matt 6-0; McCleskey, D. 3-3; Foltz, Ryan 3-2; Hughes, D. 4-0; Maningo, Joe 4-0; Smith, Harrison 3-1; Mixon, Tim 3-0; Riddle, Ryan 2-0; O'Keith, Marcus 2-0; Sverchek, Tom 1-1; McGrath, Mike 1-0; Williams, T. 1-0; DeCoud, Thomas 1-0; Alexander, L. 1-0; Blay-Miezah, F. 0-1.

Safety Ryan Gutierrez and the Golden Bear defense held Arizona State scoreless for Cal's second consecutive shutout.

GAME 8

California 28, Oregon 27

Nov. 6 – Memorial Stadium – Berkeley, Calif.



Geoff McArthur caught eight passes for 121 yards and two touchdowns, and California's defense stopped Oregon near midfield with 1:39 left in the Golden Bears' 28-27 victory before 65,615 fans Nov. 6 in Berkeley.

Aaron Rodgers passed for 275 yards and three TDs, and J.J. Arrington ran for 188 yards and a score for the Bears (#4 AP/#6 ESPN/USA Today), who responded with a strong second half after falling behind, 27-14, in the second quarter.

Kellen Clemens threw four touchdown passes in the first half for the Ducks, who seemed headed for an upset after a dominant first half.

But two key mistakes made the difference: Jared Siegel missed an extra point in the first quarter, and Oregon's final drive ended when Keith Allen dropped a fourth-down pass that would have put the Ducks within field goal range.

Cal snapped a seven-game losing streak against Oregon with head coach Jeff Tedford's first victory over the school where he served as Mike Bellotti's offensive coordinator for four years.

The Bears' first adversity in a month brought out a gritty second-half performance. Facing a 27-21 halftime deficit, Cal made four sustained drives – but due to Tom Schneider's two missed field goals and a fumble by freshman Robert Jordan, the Bears got just seven points.

Cal went ahead on McArthur's 19-yard TD catch with 13:25 to play. After Schneider missed a 40-yard field goal with 4:20 left, Clemens drove Oregon 36 yards to the Cal 41 – but he threw four straight incompletions.

Oregon went ahead 27-14 late in the first half on a 73-yard drive capped by Marcus Maxwell's 7-yard TD catch, but Rodgers and McArthur connected twice on a 75-yard drive in 85 seconds shortly before halftime.

Score by Quarters	1	2	3	4	Score	
Oregon	20	7	0	0	- 27	Rec: (5-4, 4-2)
California	14	7	0	7	- 28	Rec: (7-1, 5-1)



SCORING SUMMARY

1st Quarter

09:30 CAL - Arrington, J.J. 30 yd run (Schneider, Tom kick), 4-81 1:37, ORE 0 - CAL 7
 06:59 ORE - Tim Day 1 yd pass from Kellen Clemens (Jared Siegel kick), 7-71 2:31, ORE 7 - CAL 7
 05:59 CAL - Stevens, Craig 26 yd pass from Rodgers, Aaron (Schneider, Tom kick), 5-47 1:00, ORE 7 - CAL 14
 05:45 ORE - Dante Rosario 38 yd pass from Kellen Clemens (Jared Siegel kick), 1-38 0:19, ORE 14 - CAL 14
 04:35 ORE - Tim Day 16 yd pass from Kellen Clemens (Jared Siegel kick failed), 3-27 1:05, ORE 20 - CAL 14

2nd Quarter

02:17 ORE - Marcus Maxwell 7 yd pass from Kellen Clemens (Jared Siegel kick), 12-73 6:30, ORE 27 - CAL 14
 00:52 CAL - McArthur, Geoff 21 yd pass from Rodgers, Aaron (Schneider, Tom kick), 6-75 1:25, ORE 27 - CAL 21

4th Quarter

13:25 CAL - McArthur, Geoff 19 yd pass from Rodgers, Aaron (Schneider, Tom kick), 5-70 2:14, ORE 27 - CAL 28

	ORE	CAL
FIRST DOWNS	22	22
RUSHES-YARDS (NET)	34-141	36-219
PASSING YDS (NET)	218	275
Passes Att-Comp-Int	33-19-0	32-21-0
TOTAL OFFENSE PLAYS-YARDS	67-359	68-494
Fumble Returns-Yards	0-0	0-0
Punt Returns-Yards	1-15	3-19
Kickoff Returns-Yards	4-100	4-64
Interception Returns-Yards	0-0	0-0
Punts Number-Average	6-39.5	3-37.7
Fumbles-Lost	0-0	2-2
Penalties-Yards	7-60	5-45
Possession Time	28:06	31:54
Third-Down Conversions	5 of 12	7 of 14
Fourth-Down Conversions	0 of 1	1 of 1
Red-Zone Scores-Chances	3-3	1-2
Sacks By: Number-Yards	0-0	5-28

RUSHING: Oregon-T. Whitehead 15-91; Kellen Clemens 14-53; Ken Washington 3-0; Team 2-minus 3. California-Arrington, J.J. 26-188; Lynch, Marshawn 7-25; Rodgers, Aaron 3-6.

PASSING: Oregon-Kellen Clemens 19-33-0-218. California-Rodgers, Aaron 21-32-0-275.

RECEIVING: Oregon-Marcus Maxwell 5-53; Tim Day 5-46; Dante Rosario 3-58; T. Whitehead 3-40; K. Weatherspoon 1-15; Cameron Colvin 1-5; Ken Washington 1-1. California-McArthur, Geoff 8-121; Jordan, Robert 4-24; Lynch, Marshawn 3-41; Stevens, Craig 2-40; Arrington, J.J. 2-3; Manderino, C. 1-36; Rodgers, Aaron 1-10.

SACKS (UA-A): Oregon-None. California-Maningo, Joe 2-0; Riddle, Ryan 1-1; Sverchek, Tom 1-0; Alexander, L. 0-1.

TACKLES (UA-A): Oregon-Jerry Matson 7-0; Justin Phinisee 6-1; J.D. Nelson 5-2; Devan Long 4-3; Aaron Gipson 6-0; Anthony Trucks 5-1; Ramone Reed 4-1; Jackie Bates 4-0; Haloti Ngata 3-0; Chris Solomona 2-0; Rob Valenzuela 1-0; Ryan DePalo 1-0; Sam Hughes 1-0; Marc Walker 1-0; Matt Toeaina 1-0; Dante Rosario 1-0; Ryan Loftin 1-0. California-Gutierrez, Ryan 10-1; Maningo, Joe 6-0; Sverchek, Tom 5-0; Riddle, Ryan 4-1; Alexander, L. 2-2; Smith, Harrison 3-0; Slater, Sid 3-0; Blay-Miezah, F. 2-0; Hampton, B. 2-0; Giordano, Matt 2-0; Tremblay, Brian 1-0; O'Keith, Marcus 1-0; Foltz, Ryan 1-0; Mebane, Brandon 1-0; Tago, Ray 1-0; Forsett, Justin 1-0; Hunter, Wendell 1-0; McCleskey, D. 1-0; Mixon, Tim 1-0.

Freshman tailback Marshawn Lynch provided powerful running as Cal tallied 219 total rushing yards against the Ducks.

GAME 9 **California 42, Washington 12**

Nov. 13 – Husky Stadium – Seattle, Wash.



J.J. Arrington ran for 84 of his 121 yards in the second half and Aaron Rodgers shook off a slow start to throw two touchdown passes to help California (#5 AP/#6 ESPN/USA Today) beat Washington, 42-12, Nov. 13 in Seattle.

Freshman Marshawn Lynch added another 121 yards rushing with TD runs of 32 and 70 yards and a 29-yard scoring reception as the Golden Bears won their third straight over the Huskies.

The Bears didn't play their best, but their 35 second-half points were more than enough. Rodgers had two interceptions and Arrington was held to 37 yards rushing when Cal led 7-6 at the break.

The Bears woke up in the third quarter, starting with a blocked punt in Washington's end zone by Greg Van Hoesen. Justin Forsett recovered for a touchdown, and Cal was rolling.


The Huskies pulled to 14-12 early in the third on a 77-yard catch-and-run from Casey Paus to Craig Chambers, giving Washington fans reason to believe an upset was possible.

Those hopes were flattened when Cal scored twice in a span of just over a minute late in the third period.

Lynch broke a 32-yard scoring run, faking out one would-be tackler and beating another to the corner of the end zone. Paus then threw an interception to Cal's Wendell Hunter, leading to Arrington's 5-yard TD run and a 28-12 lead.

Rodgers made it 35-12 early in the fourth quarter with a 13-yard TD strike to Garrett Cross. Lynch broke into the secondary for a 70-yard run late in the fourth period to cap the scoring.

Score by Quarters	1	2	3	4	Score	
California	0	7	21	14	- 42	Rec: (8-1, 6-1)
Washington	3	3	6	0	- 12	Rec: (1-9, 0-7)



SCORING SUMMARY

1st Quarter

02:02 WASH - Knudson, Evan 36 yd field goal, 12-76 4:53, CAL 0 - WASH 3

2nd Quarter

01:09 CAL - Lynch, Marshawn 29 yd pass from Rodgers, Aaron (Schneider, Tom kick), 6-80 1:49, CAL 7 - WASH 3

00:02 WASH - Knudson, Evan 26 yd field goal, 9-40 1:07, CAL 7 - WASH 6

3rd Quarter

13:23 CAL - Forsett, Justin 0 yd blocked punt return (Schneider, Tom kick), , CAL 14 - WASH 6

10:28 WASH - Chambers, Craig 77 yd pass from Paus, Casey (Knudson, Evan kick failed), 5-87 2:55, CAL 14 - WASH 12

02:13 CAL - Lynch, Marshawn 32 yd run (Schneider, Tom kick), 5-84 2:23, CAL 21 - WASH 12

01:09 CAL - Arrington, J.J. 5 yd run (Schneider, Tom kick), 2-8 0:41, CAL 28 - WASH 12

4th Quarter

10:46 CAL - Cross, Garrett 13 yd pass from Rodgers, Aaron (Schneider, Tom kick), 8-71 4:02, CAL 35 - WASH 12

03:31 CAL - Lynch, Marshawn 70 yd run (Schneider, Tom kick), 3-74 1:14, CAL 42 - WASH 12

	CAL	WASH
FIRST DOWNS	22	19
RUSHES-YARDS (NET)	44-304	33-84
PASSING YDS (NET)	175	328
Passes Att-Comp-Int	24-13-2	44-20-3
TOTAL OFFENSE PLAYS-YARDS	68-479	77-412
Fumble Returns-Yards	0-0	0-0
Punt Returns-Yards	1-9	0-0
Kickoff Returns-Yards	2-51	6-102
Interception Returns-Yards	3-58	2-3
Punts Number-Average	4-47.0	4-36.2
Fumbles-Lost	0-0	3-1
Penalties-Yards	6-55	5-35
Possession Time	30:54	29:06
Third-Down Conversions	7 of 12	8 of 17
Fourth-Down Conversions	0 of 0	1 of 2
Red-Zone Scores-Chances	2-3	2-4
Sacks By: Number-Yards	2-22	4-22

RUSHING: California-Arrington, J.J. 22-121; Lynch, Marshawn 9-121; Rodgers, Aaron 9-42; O'Keith, Marcus 2-22; Team 2-minus 2. Washington-James, Kenny 23-96; Sims, James 2-7; Rankin, Louis 1-0; Sampson, Shelton 2-minus 2; Paus, Casey 5-minus 17.

PASSING: California-Rodgers, Aaron 12-23-2-161; Lynch, Marshawn 1-1-0-14. Washington-Paus, Casey 20-44-3-328.

RECEIVING: California-McArthur, Geoff 6-73; Jordan, Robert 3-38; Cross, Garrett 2-28; Lynch, Marshawn 1-29; Arrington, J.J. 1-7. Washington-Chambers, Craig 8-189; Shackelford, S. 5-79; Whithorne, Bobby 3-30; Lewis, Robert 3-20; Toledo, Joe 1-10.

SACKS (UA-A): California-Riddle, Ryan 2-0. Washington-Lobendahn, Joe 2-0; Mapuolesega, M. 1-0; Gunheim, Greyson 1-0.

TACKLES (UA-A): California-Hunter, Wendell 6-4; Giordano, Matt 2-5; Mixon, Tim 5-0; Gutierrez, Ryan 3-2; Sverchek, Tom 2-3; Maningo, Joe 2-3; Riddle, Ryan 2-2; Blay-Miezah, F. 3-0; Tago, Ray 3-0; Smith, Harrison 3-0; Mebane, Brandon 2-1; Foltz, Ryan 1-2; McCleskey, D. 2-0; Hughes, D. 2-0; Slater, Sid 1-1; McGrath, Mike 1-1; Binswanger, A. 1-0; Manderino, C. 1-0; McArthur, Geoff 1-0; Mbakogu, P. 0-1; Van Hoesen, G. 0-1; Tremblay, Brian 0-1; Williams, T. 0-1; DeCoud, Thomas 0-1; Alexander, L. 0-1. Washington-Goldson, Dashon 2-8; Wallace, C.J. 4-5; Benjamin, Evan 4-3; Galloway, Tim 2-5; Lobendahn, Joe 3-2; White, Scott 2-3; Cunningham, Sam 1-4; Johnson, Derrick 2-2; Gunheim, Greyson 3-0; Afoa, Wilson 2-0; White-Frisbee, J 1-1; Fountaine, Matt 1-1; Hemphill, Chris 1-1; Mapuolesega, M. 1-1; Newell, Jimmy 0-2; Paus, Casey 1-0; Hopoi, Manase 1-0; Walker, Clay 1-0; Meadow, Robin 0-1; Lobos, Erik 0-1; Douglas, Sean 0-1; Michener, Lukas 0-1; Sims, James 0-1; Ala, Brandon 0-1.

Linebacker Wendell Hunter picked off two passes against Washington.

GAME 10 **California 41, Stanford 6**

Nov. 20 – Memorial Stadium – Berkeley, Calif.



J.J. Arrington ran for 169 yards to set California's single-season rushing record and the Golden Bears (#4 AP/#4 ESPN/USA Today) beat Stanford 41-6 Nov. 20 for their biggest victory in the Big Game since 1930.

Freshman Marshawn Lynch added 122 yards on just nine carries, including a spectacular 55-yard touchdown run. Lynch also threw a TD pass as the Bears racked up 474 total yards in coach Jeff Tedford's third straight victory over Stanford in the 107th edition of the rivalry.

Aaron Rodgers passed for 120 yards and a score, a 29-yard strike to freshman Robert Jordan in the first quarter.

With a sellout crowd of 72,981, Cal set a new record for average attendance (64,019) and went unbeaten at Memorial Stadium for the first time since 1950.


Geoff McArthur caught five passes to bring his career total to 195, surpassing Dameane Douglas' school record – but the Bears were carried by their dynamic rushing duo.

Arrington had his 10th 100-yard game of the season, and he made a 33-yard run shortly before halftime to surpass Chuck Muncie's single-season Cal rushing record of 1,460 yards in 1975.

Lynch finished with 122 yards on just nine carries and also completed a 20-yard touchdown pass to senior Burl Toler. Lynch and Arrington became the first Cal duo to post back-to-back 100-yard games after accomplishing the feat at Washington the previous Saturday.

Backup quarterback Reggie Robertson capped off the scoring with a five-yard dash up the middle with 3:05 left in the game.

Score by Quarters	1	2	3	4	Score	
Stanford	3	0	3	0	- 6	Rec: (4-7, 2-6)
California	10	0	10	21	- 41	Rec: (9-1, 7-1)



SCORING SUMMARY

1st Quarter

08:45 CAL - Jordan,Robert 29 yd pass from Rodgers,Aaron

(Schneider,Tom kick), 1-29 0:06, STAN 0 - CAL 7

02:34 CAL - Schneider,Tom 42 yd field goal, 10-45 4:49, STAN 0 - CAL 10

00:20 STAN - Sgroi, Michael 21 yd field goal, 8-54 2:08, STAN 3 - CAL 10

3rd Quarter

08:38 CAL - Schneider,Tom 28 yd field goal, 11-71 5:13, STAN 3 - CAL 13

03:22 CAL - Lynch,Marshawn 55 yd run (Schneider,Tom kick), 4-80 2:23, STAN 3 - CAL 20

01:18 STAN - Sgroi, Michael 44 yd field goal, 10-52 2:04, STAN 6 - CAL 20

4th Quarter

12:53 CAL - Arrington, J.J. 9 yd run (Schneider,Tom kick), 7-87 3:25, STAN 6 - CAL 27

09:26 CAL - Toler,Burl 20 yd pass from Lynch,Marshawn (Schneider,Tom kick), 6-48 2:23, STAN 6 - CAL 34

03:05 CAL - Robertson,R. 5 yd run (Schneider,Tom kick), 7-41 4:18, STAN 6 - CAL 41

	STAN	CAL
FIRST DOWNS	10	23
RUSHES-YARDS (NET)	30-24	51-307
PASSING YDS (NET)	156	167
Passes Att-Comp-Int	28-9-1	17-14-0
TOTAL OFFENSE PLAYS-YARDS	58-180	68-474
Fumble Returns-Yards	0-0	1-16
Punt Returns-Yards	1-4	3-61
Kickoff Returns-Yards	5-86	2-40
Interception Returns-Yards	0-0	1-5
Punts Number-Average	9-42.0	4-23.8
Fumbles-Lost	4-1	1-1
Penalties-Yards	14-126	12-102
Possession Time	24:15	35:45
Third-Down Conversions	5 of 17	4 of 12
Fourth-Down Conversions	0 of 0	0 of 0
Red-Zone Scores-Chances	2-2	4-4
Sacks By: Number-Yards	3-22	6-57

RUSHING: Stanford-Tolon, Kenneth 10-42; Jones, Ray 8-28; Nnoli, Emeka 1-5; Lemon, J.R. 2-2; Ostrander, T.C. 9-minus 53. California-Arrington, J.J. 27-169; Lynch,Marshawn 9-122; O'Keith,Marcus 3-13; Robertson,R. 2-5; Manderino,C. 1-1; Rodgers,Aaron 7-0; Team 2-minus 3.

PASSING: Stanford-Ostrander, T.C. 8-26-0-148; Eklund, Ryan 1-2-1-8. California-Rodgers,Aaron 11-14-0-120; Robertson,R. 2-2-0-27; Lynch,Marshawn 1-1-0-20.

RECEIVING: Stanford-Bradford, Mark 2-51; McCullum, J. 2-41; Camarillo, Greg 2-21; Smith, Alex 1-30; Horgan, Michael 1-8; Moore, Evan 1-5. California-McArthur,Geoff 5-47; Jordan,Robert 3-53; Arrington,JJ 2-17; Gray,David 1-24; Toler,Burl 1-20; Cross,Garrett 1-3; Lynch,Marshawn 1-3.

SACKS (UA-A): Stanford-Harrison, B. 1-0; Oshinowo, B. 1-0; Alston, Jon 1-0. California-Riddle, Ryan 2-0; Sverchek, Tom 2-0; Alexander, L. 1-0; Maningo, Joe 1-0.

TACKLES (UA-A): Stanford-Bergeron, David 5-3; Svitek, Will 6-0; Atogwe, O. 5-1; Okwo, Michael 5-1; Harrison, B. 5-0; Wilson, Stanley 5-0; Oshinowo, B. 4-1; Newberry, Jared 4-0; Rushing, T.J. 4-0; Alston, Jon 3-1; Jenkins, Julian 2-1; Silva, Mike 2-0; Torrence, Leigh 1-1; Bentrrott, Bryan 1-1; Udofia, Udeme 1-0; McCutcheon, M. 1-0; Ottovogio, Jay 1-0. California-Sverchek, Tom 6-0; Maningo, Joe 4-0; Gutierrez, Ryan 4-0; Slater, Sid 3-1; Mixon, Tim 2-0; Manderino, C. 2-0; Hunter, Wendell 2-0; McGrath, Mike 2-0; Alexander, L. 2-0; Riddle, Ryan 2-0; Mebane, Brandon 2-0; Giordano, Matt 2-0; Hughes, D. 2-0; McCleskey, D. 1-1; Tago, Ray 1-0; McCurdy, Tag 1-0; Williams, T. 1-0; Foltz, Ryan 1-0; Smith, Harrison 1-0; DeCoud, Thomas 1-0.

Ray Tago tallied a sack and the Golden Bear defense kept rival Stanford out of the end zone in Cal's 41-6 Big Game victory.

GAME 11 **California 26, Southern Miss 16**

Dec. 4 – M.M. Roberts Stadium – Hattiesburg, Miss.



J.J. Arrington ran for 261 yards – the third-highest total in school history – and Aaron Rodgers threw two touchdown passes as California (#4 AP/#4 ESPN/USA Today) defeated Southern Mississippi, 26-16, Dec. 4 in Hattiesburg.

Arrington surpassed the 100-yard mark for the school-record 11th straight game. Rodgers was 15-of-28 for 223 yards for the Bears, who had 546 total yards and finished with 10 regular-season wins for the first time since 1949.

Southern Miss pulled to 17-16 on Dustin Almond's 1-yard touchdown run with 5:56 to play. But Darren McCaleb's potential game-tying extra-point attempt was blocked by Thomas DeCoud. Wendell Hunter returned it 85 yards for two points, giving Cal a 19-16 lead.

Arrington then ran 56 yards up the middle to set up Marshawn Lynch's game-sealing 12-yard touchdown run with 4:51 left.

Cal took the lead for good with touchdowns on consecutive second-quarter possessions. Rodgers tied it at 7-all on his 36-yard pass to Geoff McArthur, who ran through one tackle and sidestepped another on his way to the end zone.

The Bears then forced a three-and-out, got the ball back and scored again. Rodgers' 8-yard touchdown pass to Garrett Cross with 6:25 left in the half gave Cal a 14-7 lead.

Southern Miss took an early 7-0 lead on a flea-flicker. Almond took the pitch back from Sherron Moore and hit Anthony Perine over the middle for the 40-yard TD.

Score by Quarters	1	2	3	4	Score	
California	0	14	3	9	- 26	Rec: (10-1, 7-1)
Southern Miss	7	0	3	6	- 16	Rec: (6-5, 5-3)



SCORING SUMMARY

1st Quarter

04:54 USM - Perine, Anthony 40 yd pass from Almond, Dustin (McCaleb, Darren kick), 4-63 1:29, CAL 0 - USM 7

2nd Quarter

11:51 CAL - McArthur,Geoff 36 yd pass from Rodgers,Aaron (Schneider,Tom kick), 6-80 2:05, CAL 7 - USM 7

06:25 CAL - Cross,Garrett 8 yd pass from Rodgers,Aaron (Schneider,Tom kick), 9-66 4:25, CAL 14 - USM 7

3rd Quarter

06:44 USM - McCaleb, Darren 33 yd field goal, 10-66 3:39, CAL 14 - USM 10

04:05 CAL - Schneider,Tom 24 yd field goal, 5-50 2:26, CAL 17 - USM 10

4th Quarter

05:56 USM - Almond, Dustin 1 yd run (McCaleb, Darren kick blockd), 5-23 1:14, CAL 17 - USM 16

05:56 CAL - Hunter,Wendell PAT return, , CAL 19 - USM 16

04:51 CAL - Lynch,Marshawn 12 yd run (Schneider,Tom kick), 3-80 1:05, CAL 26 - USM 16

	CAL	USM
FIRST DOWNS	24	14
RUSHES-YARDS (NET)	44-323	24-23
PASSING YDS (NET)	223	304
Passes Att-Comp-Int	28-15-1	37-17-0
TOTAL OFFENSE PLAYS-YARDS	72-546	61-327
Fumble Returns-Yards	0-0	0-0
Punt Returns-Yards	0-0	3-41
Kickoff Returns-Yards	1-39	4-78
Interception Returns-Yards	0-0	1-0
Punts Number-Average	5-43.4	8-42.9
Fumbles-Lost	0-0	0-0
Penalties-Yards	9-95	8-75
Possession Time	35:09	24:51
Third-Down Conversions	3 of 14	5 of 15
Fourth-Down Conversions	1 of 2	0 of 1
Red-Zone Scores-Chances	3-4	2-2
Sacks By: Number-Yards	2-25	0-0

RUSHING: California-Arrington, J.J. 31-261; Lynch,Marshawn 5-40; Rodgers,Aaron 5-23; Manderino,C. 1-5; Team 1-minus 2; Jordan,Robert 1-minus 4. Southern Miss-Moore, Sherron 5-20; Thomas, Larry 4-12; Harris, Anthony 7-6; Weakley, Bobby 1-3; Almond, Dustin 7-minus 18.

PASSING: California-Rodgers,Aaron 15-28-1-223. Southern Miss-Almond, Dustin 17-37-0-304.

RECEIVING: California-McArthur,Geoff 6-145; Jordan,Robert 2-25; Cross,Garrett 2-25; Lynch,Marshawn 2-14; Makonnen,J. 1-11; Stevens,Craig 1-5; Arrington, J.J. 1-minus 2. Southern Miss-Courington, Antwon 5-98; Perine, Anthony 4-101; Johnson, Chris 2-43; Young, Marvin 2-15; Williams, Tavar 1-19; Graves, Otho 1-14; Lawrence, DaRon 1-13; Harris, Anthony 1-1.


SACKS (UA-A): California-Riddle, Ryan 2-0. Southern Miss-None.

TACKLES (UA-A): California-Gutierrez, Ryan 5-4; Hunter, Wendell 4-5; Riddle, Ryan 5-1; Alexander, L. 2-1; Blay-Miezah, F. 2-1; Slater, Sid 1-2; Storer, Byron 2-0; McCleskey, D. 2-0; Sverchek, Tom 0-2; Williams, T. 1-0; DeCoud, Thomas 1-0; Smith, Harrison 1-0; Foltz, Ryan 1-0; Binswanger, A. 1-0; Tago, Ray 0-1; Mixon, Tim 0-1; Lonie, David 0-1; McGrath, Mike 0-1; Mebane, Brandon 0-1; McCurdy, Tag 0-1; Maningo, Joe 0-1; Giordano, Matt 0-1. Southern Miss-Coley, Trevis 14-4; Hendrix, Caleb 3-6; Cleckler, Dillon 5-1; Eubanks, John 5-0; Bennett, Darrell 3-2; Boley, Michael 2-3; Coley, Kevis 3-1; Cash, Antoine 1-2; Prince, Martavius 2-0; Pears, LeVon 1-1; Ford, Terrance 1-0; Chatelain, Matt 1-0; Sumrall, Brando 1-0; Lockett, Akeem 0-1; Ruffin, Chad 0-1.

J.J. Arrington ran for 261 yards against Southern Miss, the third-highest rushing total ever by a Golden Bear.

GAME 12 **Texas Tech 45, Cal 31**

Pacific Life Holiday Bowl
Dec. 30 – Qualcomm Stadium – San Diego, CA



Sonny Cumbie threw for a career-high 520 yards and three touchdowns, including a 60-yarder to Joel Filani, and safety Vincent Meeks set up a score with a 48-yard interception return, as 21st-ranked Texas Tech upended California (#4 AP/#4 ESPN/USA Today), 45-31, in the Pacific Life Holiday Bowl.

Cumbie was 39-of-60 and broke the Holiday Bowl attempts record of 59 set by BYU's Ty Detmer in 1989.

Cal's J.J. Arrington became just the third running back in Pac-10 history to rush for 2,000 yards in a season. The senior carried 25 times for 173 yards against Tech, finishing the year with 2,018 yards. His 2-yard run in the first quarter was his 15th of the year, breaking Cal's season record.

Tech had four scoring drives that took less than two minutes each. Trailing 14-7 after the first quarter, the Red Raiders scored 24 straight points and had a commanding 31-14 lead by early in the third quarter.

Cal QB Aaron Rodgers threw an 11-yard TD pass to Garrett Cross and scored on a 1-yard sneak, both in the fourth quarter.

Score by Qtrs.	1	2	3	4	Score	Record
Texas Tech	7	17	14	7	- 45	8-4
California	14	0	3	14	- 31	10-2



Wide receiver Jonathan Makonnen was the leading receiver for the Bears in the Pacific Life Holiday Bowl, tallying 99 yards on eight catches.

SCORING SUMMARY

1st Quarter

09:44 TT - Hicks, Jarrett 9 yd pass from Cumbie, Sonny (Trlica, Alex kick), 9-59 3:11, TT 7 - CAL 0

03:35 CAL - Arrington, J.J. 2 yd run (Schneider, Tom kick), 5-58 2:03, TT 7 - CAL 7

00:29 CAL - Lynch, Marshawn 5 yd run (Schneider, Tom kick), 4-65 1:29, TT 7 - CAL 14

2nd Quarter

11:51 TT - Trlica, Alex 21 yd field goal, 12-79 3:38, TT 10 - CAL 14

08:57 TT - Hicks, Jarrett 5 yd pass from Cumbie, Sonny (Trlica, Alex kick), 3-22 1:11, TT 17 - CAL 14

02:53 TT - Henderson, T. 2 yd run (Trlica, Alex kick), 6-81 1:21, TT 24 - CAL 14

3rd Quarter

13:01 TT - Filani, Joel 60 yd pass from Cumbie, Sonny (Trlica, Alex kick), 4-85 1:59, TT 31 - CAL 14

07:48 CAL - Schneider, Tom 29 yd field goal, 12-67 5:13, TT 31 - CAL 17

06:18 TT - Mack, Johnnie 11 yd run (Trlica, Alex kick), 8-69 1:30, TT 38 - CAL 17

4th Quarter

14:06 CAL - Cross, Garrett 11 yd pass from Rodgers, Aaron (Schneider, Tom kick), 10-65 3:51, TT 38 - CAL 24

02:32 TT - Henderson, T. 1 yd run (Trlica, Alex kick), 12-74 6:02, TT 45 - CAL 24

00:43 CAL - Rodgers, Aaron 1 yd run (Schneider, Tom kick), 11-77 1:49, TT 45 - CAL 31

	TT	CAL
FIRST DOWNS	30	27
RUSHES-YARDS (NET)	21-77	39-221
PASSING YDS (NET)	520	246
Passes Att-Comp-Int	60-39-0	42-24-1
TOTAL OFFENSE PLAYS-YARDS	81-597	81-467
Fumble Returns-Yards	0-0	0-0
Punt Returns-Yards	2-11	2-11
Kickoff Returns-Yards	5-96	7-126
Interception Returns-Yards	1-48	0-0
Punts (Number-Avg)	3-46.0	7-38.4
Fumbles-Lost	1-1	0-0
Penalties-Yards	8-50	5-59
Possession Time	28:41	31:19
Third-Down Conversions	7 of 15	5 of 13
Fourth-Down Conversions	1 of 1	0 of 0
Red-Zone Scores-Chances	6-6	5-5
Sacks By: Number-Yards	3-6	1-9

RUSHING: Texas Tech-Henderson, T. 10-35; Mack, Johnnie 7-31; Hicks, Jarrett 1-13; Glover, N. 1-4; Cumbie, Sonny 2-minus 6. California-Arrington, J.J. 25-173; Lynch, Marshawn 5-26; Rodgers, Aaron 8-16; Manderino, C. 1-6.

PASSING: Texas Tech-Cumbie, Sonny 39-60-0-520. California-Rodgers, Aaron 24-42-1-246.

RECEIVING: Texas Tech-Hicks, Jarrett 9-69; Haverty, Trey 8-147; Glover, N. 6-65; Filani, Joel 5-144; Henderson, T. 4-25; Fuller, Cody 2-32; Hawkins, Joey 2-17; Mack, Johnnie 2-16; Amendola, Danny 1-5. California-Makonnen, J. 8-99; Jordan, Robert 5-36; Cross, Garrett 3-26; Gray, David 3-15; Lynch, Marshawn 2-10; Arrington, J.J. 1-30; Williams, T. 1-20; Manderino, C. 1-10.

SACKS: Texas Tech-Dawson, Keyunta 2-5; M.-Mwamba, P. 1-1. California-Maningo, Joe 1-9.

TACKLES (UA-A): Texas Tech-Naziruddin, K. 8-3; Huffman, A. 8-1; Session, F. 5-4; Meeks, Vincent 3-5; Stratton, Brock 3-3; Smith, Mike 2-2; Duckett, Adell 3-0; Dawson, Keyunta 3-0; M.-Mwamba, P. 2-1; Rangel, Josh 2-1; Smith, Jabari 2-1; Garcia, Joe 2-1; Bake, Dek 2-0; Brinkley, S. 1-1; Nitschmann, S. 0-2; Slay, Dwayne 1-0; Parker, Chris 1-0; Thrweatt, Fred 1-0; Woods, Jeremy 1-0; Aycock, Greg 1-0; Lewis, SirDon 0-1. California-McCleskey, D. 6-1; Gutierrez, Ryan 4-3; Giordano, Matt 4-1; Hunter, Wendell 4-1; Blay-Miezah, F. 2-3; Hughes, D. 4-0; Maningo, Joe 3-1; Smith, Harrison 2-2; Mixon, Tim 3-0; Riddle, Ryan 3-0; McGrath, Mike 2-1; Tago, Ray 2-0; Williams, T. 2-0; Alexander, L. 2-0; Mebane, Brandon 2-0; Hampton, B. 1-1; Sverchek, Tom 1-0; Lynch, Marshawn 1-0; Tremblay, Brian 1-0; Cafaro, J.D. 0-1; Robertson, R. 0-1.